

Dec 86
ENV
FR. MSAPO
6805

HAD A HARD TIME STARTING OUT: WAS
GETTING IMPRESSIONS OF PLACE IN BIRNS ROCKY
AREA - BOUNCING AROUND.

FINALLY LOCATED AN ^{ENCLOSED} AREA WHICH HAD
ROUNDED ROOF/WALLS, THE GENERAL SHAPE OF THE
END OF THIS ENCLOSED AREA I COULD PERCEIVE
WAS OF THE INSIDE OF A SHOE TIE (SEE
DRAWING #1).

A HALLWAY OR TUNNEL WENT OFF TO
THE RIGHT SIDE. SOUNDS FROM THIS DIRECTION
"ECHOED" OR REVERBERATED.

ON CUE TO GO DOWN THIS HALLWAY, I
PROCEEDED DOWN A LONG, SEMI-NARROW "HALL" WITH
SMOOTH, BUT IRREGULAR FLOOR & DAMOD WALLS/CORNERING
(SEE DIAGRAM #2)

AN OPENING ON THE LEFT LED INTO
A STORAGE AREA (SEE DRAWING #4) WHICH

HAD WHAT SEEMED LIKE A RAISED LOADING DOCK,
Approved For Release 2000/08/08 : CIA-RDP96-00789R000100530005-8

WITH A LOWER AREA BEYOND CONTAINING
LOTS OF "THINGS" SITTING AROUND. MOST OF
THEM WERE ROUND, FLAT-TOPPED, & BRIGHT YELLOW.

ON A CLOSER LOOK, ONE SEEMED TO HAVE A
FUNNEL-SHAPE ON TOP. THERE WAS ANOTHER
OPENING IN THIS "ROOM", BUT I DON'T INVESTIGATE
IT.

BACK IN THE MAIN "HALLWAY", I CONTINUED
ALONG UNTIL THE HALLWAY BECAME NARROWER
& MORE PEAKED AT THE CEILING. THERE MAY
HAVE BEEN OFFSHOOTS TO THIS HALL, BUT I
DON'T PRESENTLY RECALL THEM.

AT THE END OF THIS HALLWAY WAS
A DOOR LEADING TO THE LEFT. THROUGH THE
DOOR WAS A LONG WALKWAY BESIDES A
LARGE, LONG, GRAY-COLORED MACHINE. THE
MACHINE WAS SURPRISINGLY LARGE (FLOOR TO CEILING)

AND LONG (SEEMED TO BE THE DISTANCE OF
 THE ROOM + INTO THE WALLS, BEYOND). IT
 WAS ^{SMOOTHLY} A CURVED FROM TOP TO BOTTOM, AND STRAIGHT
 ALONG ITS LENGTH. THIS WAS SURPRISING, SINCE
 IT WAS THE ONLY THING (BESIDES THE DOOR) I HAD
 BEEN ABLE TO FIND IN THIS WHOLE PLACE
 WHICH CONSISTED OF STRAIGHT LINES. EVEN THE
 LENGTH OF THE "HALLWAY" "MEANDERED" FROM SIDE
 TO SIDE AND UP + DOWN.

ON ONE, I TOUCHED THE MACHINE.
 I GOT AN IMMEDIATE SENSATION OF VERY
 RAPID VIBRATION, AND THEN A NUMBNESS IN
 MY FINGERS. (AOL AT THIS TIME - LIKE STICKING
 YOUR FINGERS INTO A FAN)

ON THE CUE TO LEAVE THE SITE +
 RETURN TO SANCTUARY, I KEPT SPEEDING BACK + FORTH

ALONG THE HALLWAY, BUMPING ON THE CEILING, HAVING
 A HARD TIME LETTING OUT.

①

WALL/CEILING
(DEAD SOUND)
HERE

ROUNDED
CEILING
COMES DOWN TO
FLOOR (MAKING AN
AREA LIKE THE
INSIDE OF A
SHOE)

"TUNNEL"
ON
HALLWAY
OFF TO
SIDE

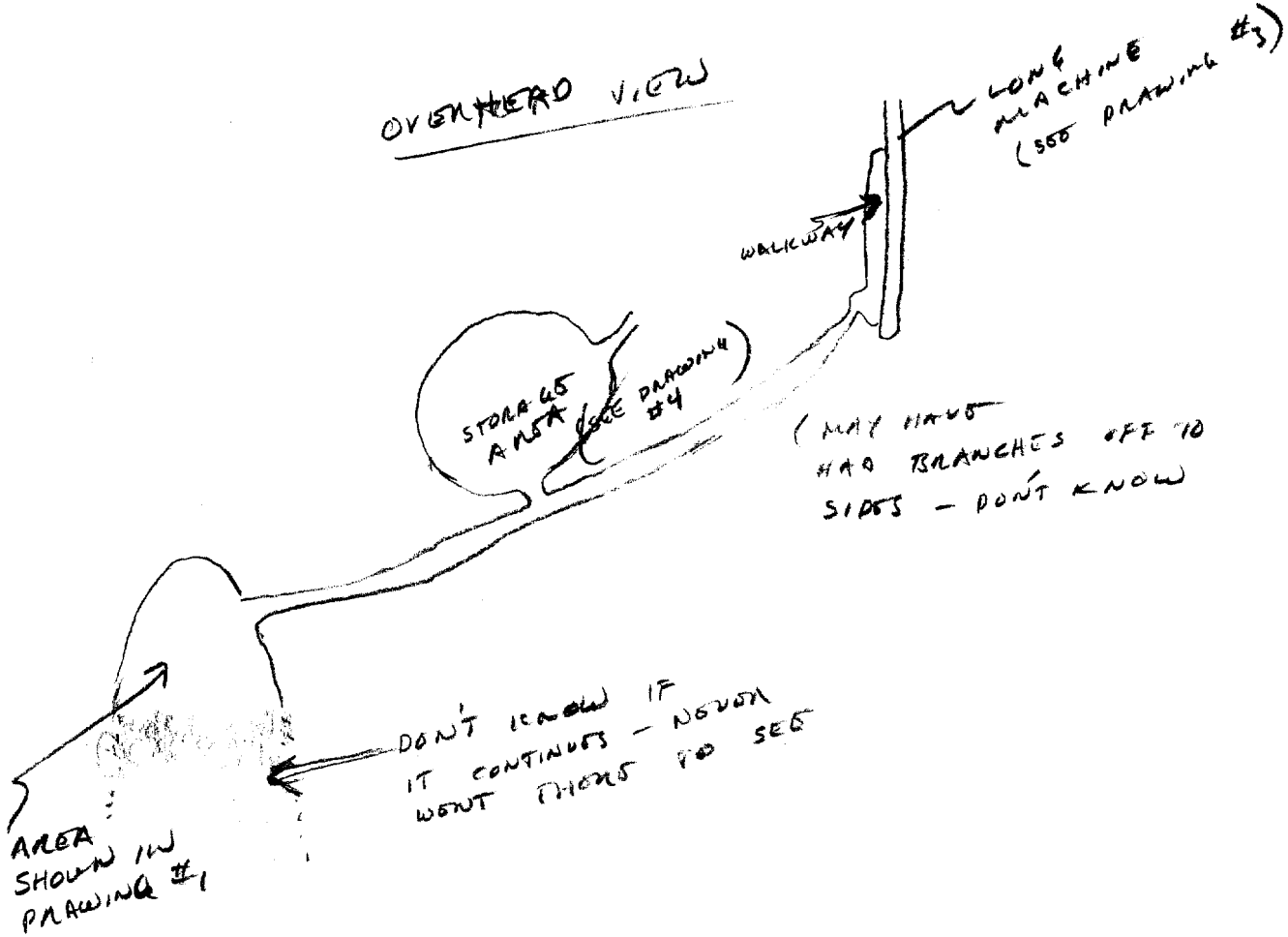
WALL/CEILING
LECHY SOUNDS
FROM THIS
DIRECTION)

FLOOR
FLAT & SMOOTH,
BUT NOT LEVEL
(HAS HUMPS + UNEVEN AREAS)

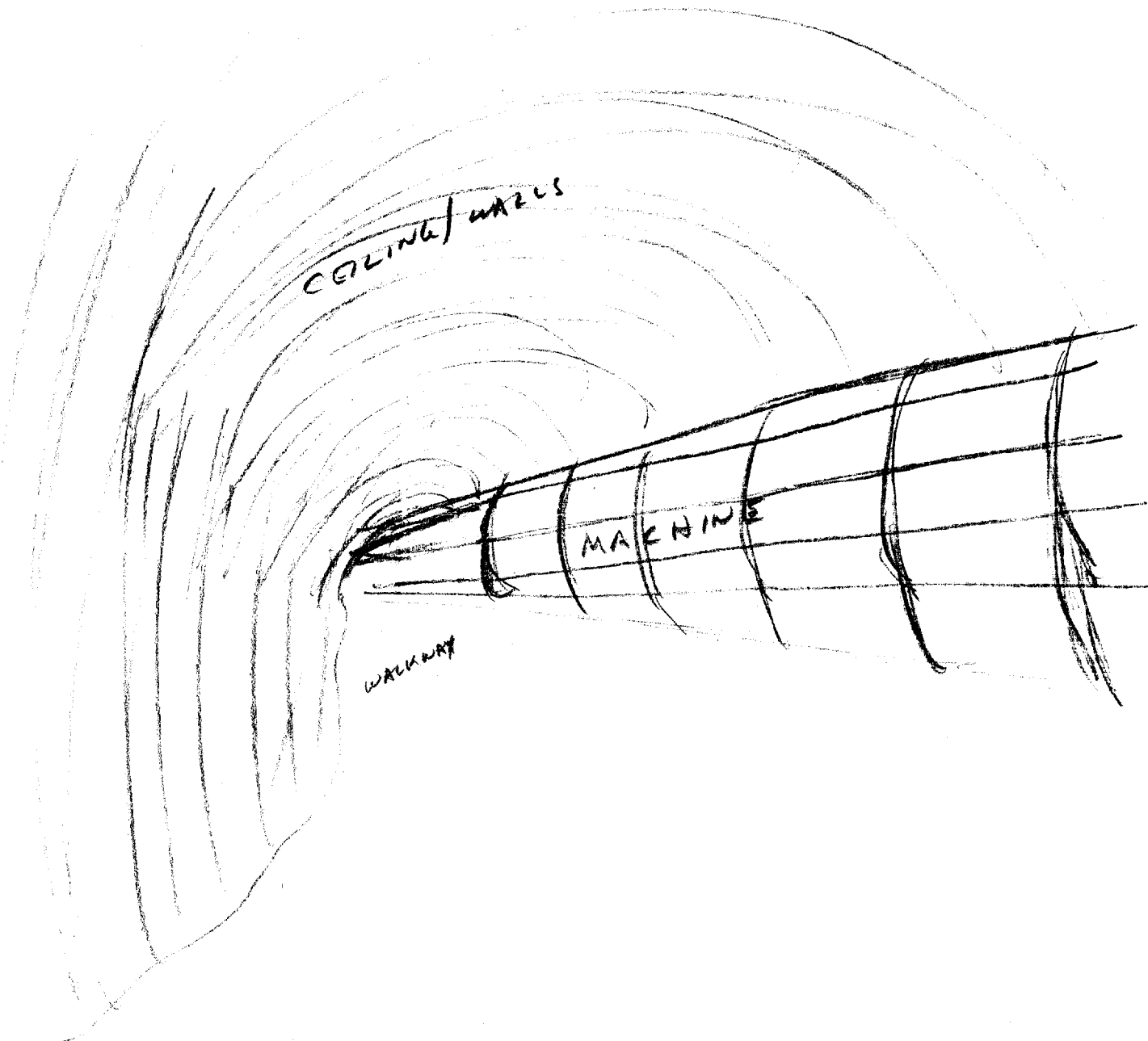
2

DIAGRAM OF "TUNNEL" (OR HALLWAY)

OVERHEAD VIEW



3



4

CEILING/WALLS

OPENING


OPEN AREA

"THINGS"
SITTING
AROUND

ODD
SHAPES
HERE

DOCK AREA (R)

"THING" WITH FUNNEL SHAPED TOP



"THING" HAND WAS CARRYING.

