

~~SECRET~~/NOFORN

PROJECT SUN STREAK

WARNING NOTICE: INTELLIGENCE SOURCES AND METHODS INVOLVED


---

PROJECT NUMBER: 8717                      SESSION NUMBER: 04  
DATE OF SESSION: 6 Jan <sup>88</sup>~~87~~                      DATE OF REPORT: 7 Jan <sup>88</sup>~~87~~  
START: 1100                                      END: 1150  
METHODOLOGY: SOLO                              VIEWER IDENTIFIER: 018

---

1. (S/NF/SK) MISSION: Access the target site and determine the scope and purpose of the target structure(s) under construction.
2. (S/NF/SK) VIEWER TASKING: Based on results of previous sessions, describe the function and purpose of the object on the roof; determine the functional purpose of the target structure labelled "X-1."
3. (S/NF/SK) COMMENTS: This is the second time that Viewer 018 failed to provide an overhead view of the target area. Structure previously surfaced and identified as "X-2" may need to be revisited. Otherwise excellent session with a commendable effort to provide sketches in support of the information reported.

G



HANDLE VIA SKEET CHANNELS ONLY

~~SECRET~~/NOFORN

CLASSIFIED BY: DIA (DT)  
DECLASSIFY: OADR

GOVERNMENT  
memorandum

DATE: 7 January, 1988

REPLY TO  
ATTN OF: DT-S

SUBJECT: SESSION SUMMARY (C/SS)

SG1J TO: DT-S (ATTN: [REDACTED])

1. (S-SS) Statistics:	Viewer:	018
	Session date:	6 JAN 88
	Mode of operation:	SOLO

2. (S-SS) Tasking:

a. Give as complete a description as possible of the "thing on the roof", including its intended purpose.

b. Also describe the intended purpose of the building which we have nicknamed "X-1".

3. (S-SS) Results: The session was begun in stages 1-3. Once Stage 3 was entered, Viewer was flooded with quick but very detailed visuals. The rest of the session was spent in Stage 4, again flooded by visuals.

a. The visuals were recorded as accurately as possible (see drawings, pages 1, 2, 3, 4, 6, 7, and 8).

b. All perceptions were of equipment which had to do with light-type energy. Specific emphasis seemed to center around a chamber-like area of this equipment where the light-type energy is somehow changed from a perceived white to a perceived lime green color (see sketch, bottom of page 7). This area of the equipment is also associated with a "curtain/blockage" which seems to stop the white light from the chamber and let the green pass (see drawing, page 8).

c. All perceptions of the target were from a very close distance. I could not seem to back away to get an overall view. For this reason, tasking item b., above, was never addressed.

SGTJ

6 JAN 88  
Ft. Meade  
1103 HRS  
SOLD

P.I. News

ALV. PREVIOUS SESSION MATERIAL

DESCRIBE THE "THINK ON THE ROOF"

A: ROUND  
WIND


B: OBJECT. (wind)

S2: GENUINELY LOW  
HOLLOW SOUND  
LINES

SK:



SK:




REL BNL  
EVALUATED  
COWS.

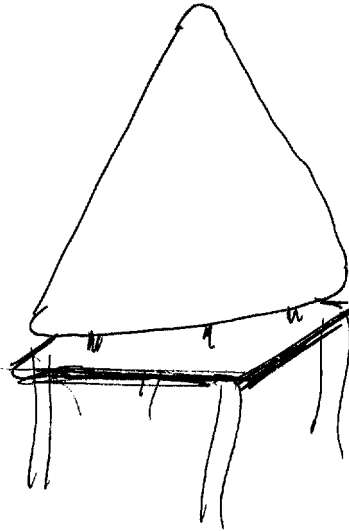
VISUALS!

②

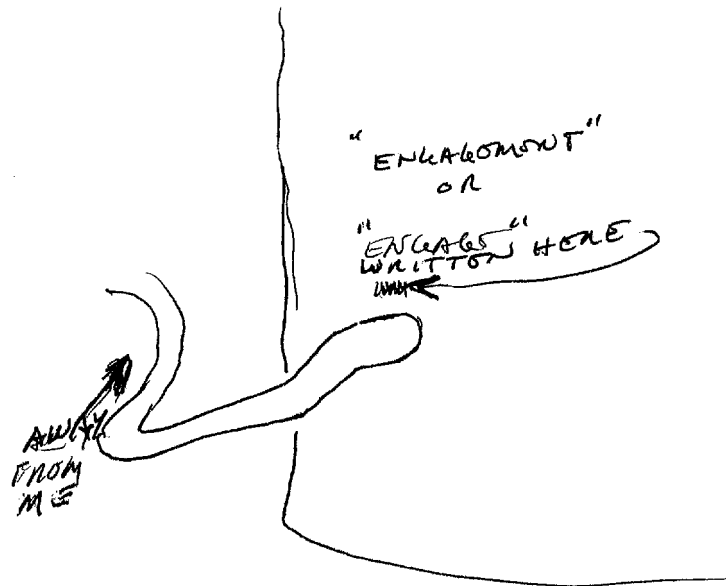
SK!



SK!

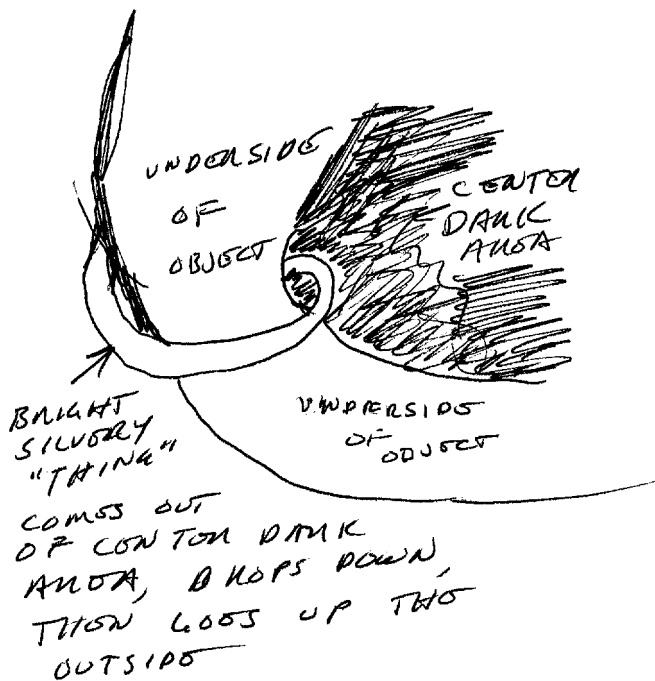


SK!



VISUALS (CONT'D)

SK: (LOOKING UP  
UNDRN SMTG!)



SZ D A I S I T 1 ROR W/S,

LIGHT,

GREEN

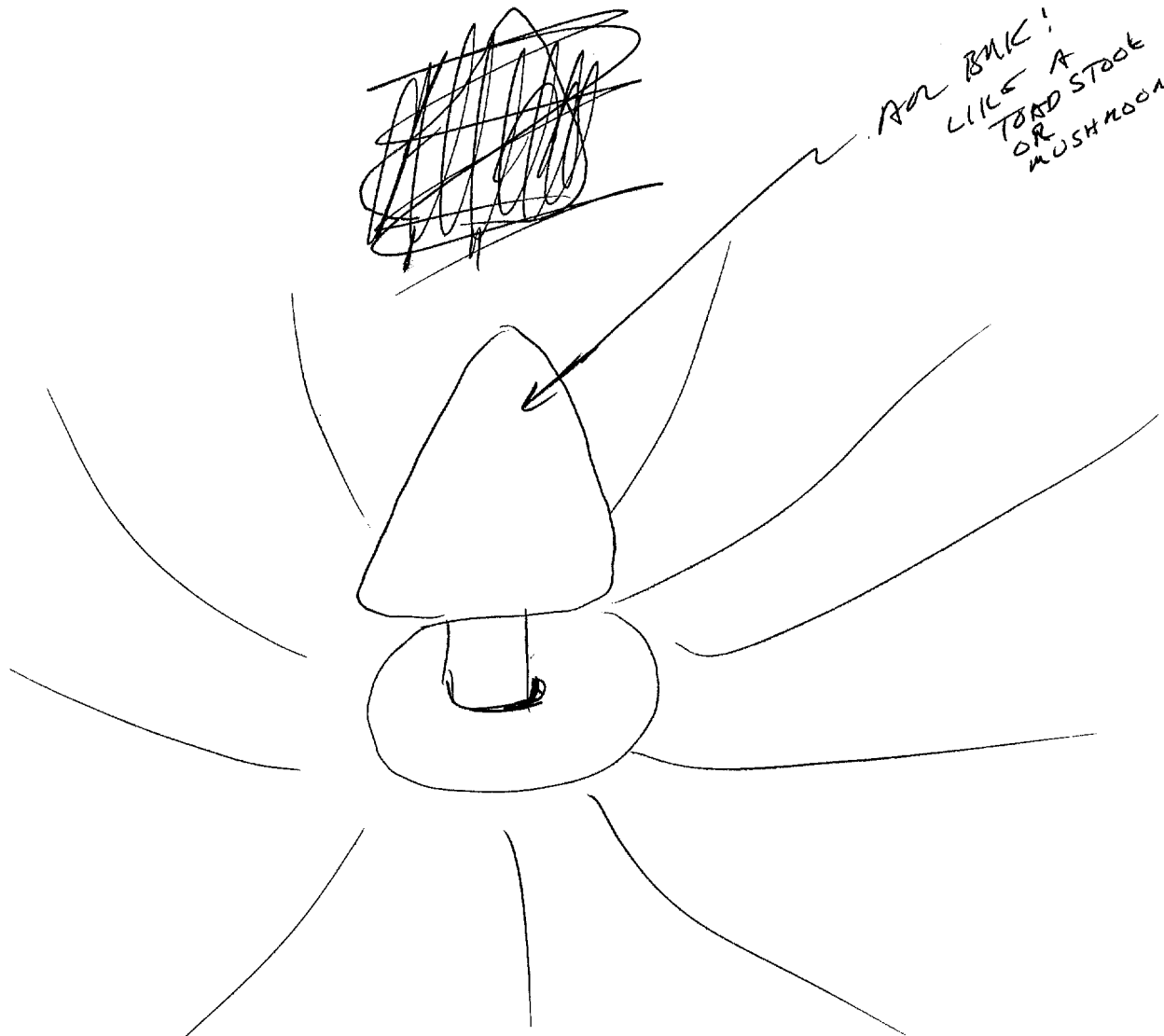
LIME GREEN

DK LIME GREEN

(7)

VISUALS (CONT'D)

SK: (~~LOOKING DOWN~~)



FOR BULK:  
LIKE A  
TOAD STOKE  
OR  
MUSHROOM.

5

DESCRIBE PURPOSE OF "THINK ON ROOF"

S2 D M O T 1 AM A/S,  
(PURPOSE)

A/S  
LIGHT  
COMING  
DOWN  
A TUBE.

(PURPOSE)

A/S,  
VIEWS(S)  
OF SHEDS  
OR BOUND  
DOCUMENTS.

LIGHT

FAST  
BLINKING  
GOING BY  
SQUARES AND  
STRAIGHT SIDES,

WHITE  
GREEN

6

VISUAL!  
SK!



ROLBARK:

VAGUE VISUAL  
OF DISTANT  
POINT WHICH  
HAS DK RED,  
BRIGHT YELLOW +  
LIME GREEN LIGHT  
SPASHED ALL OVER  
IT. (ON SOME  
SPOT)



7

POSSIBLE PURPOSE OF "TRINK ON ROOF"

82 D of Ω (PURPOSE) A/S.  
OBJECT


BLACK HAND

SEEMS CUBIC OFF-SIDED

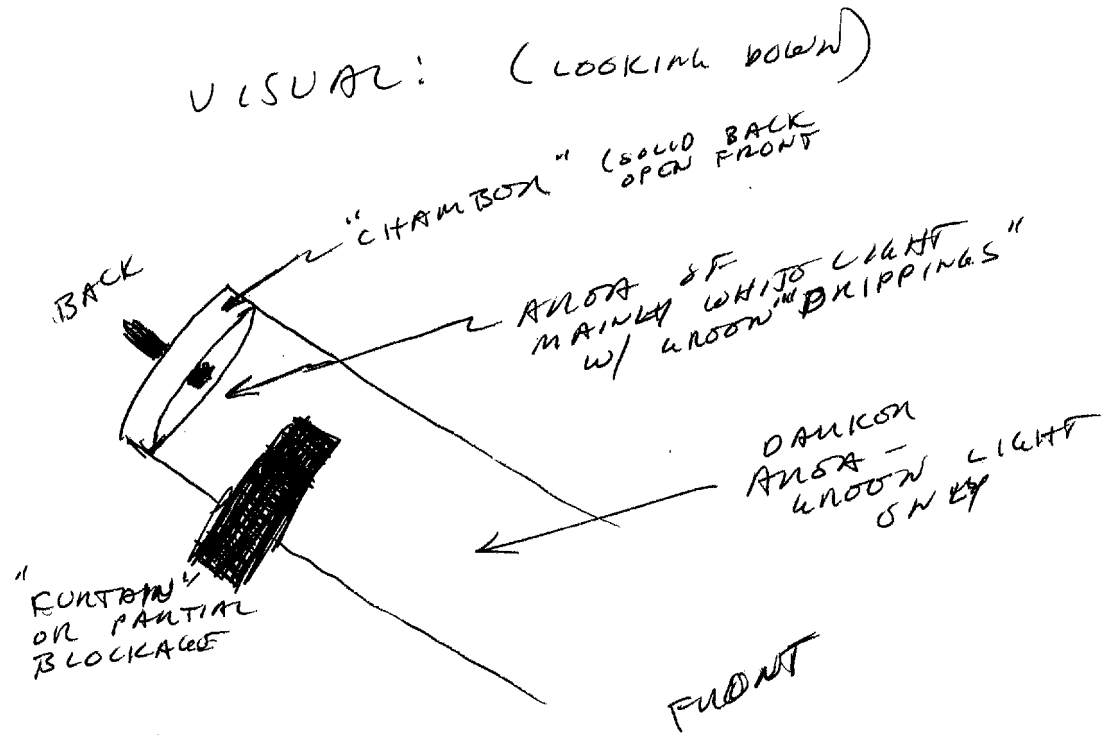
BLOCKING SLICING

AOL BK:  
LIKES A CURTAIN PULLED HALF-WAY ACROSS TO PARTIALLY BLOCK PATH,

VISUAL;  
SIC! (INTERIOR OF SOME KIND OF A CHAMBER)





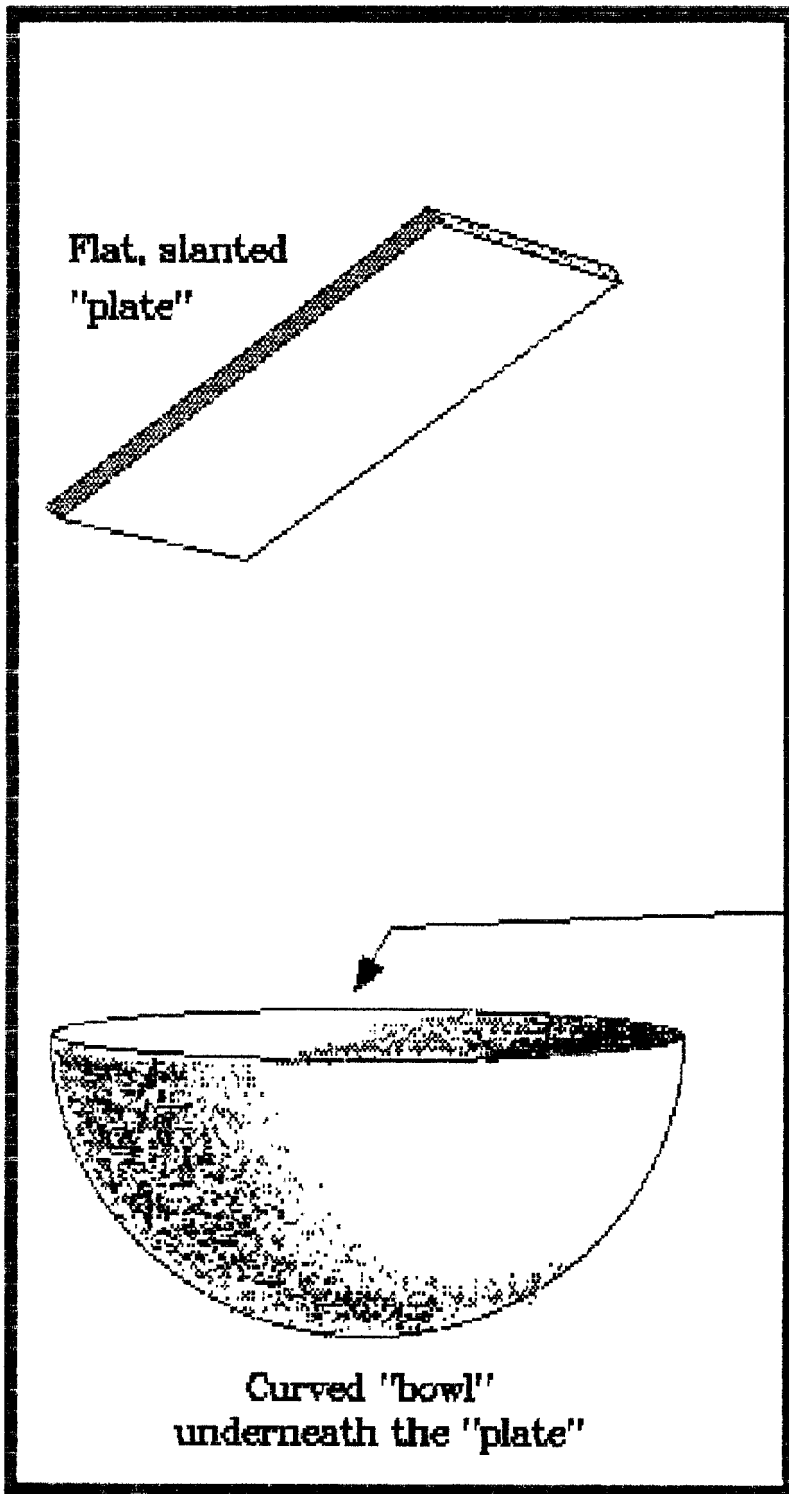
8



BREAK 1205

CYLINDRICALLY SHADED OBJECT

018  
8717  
G James



Drawing #1