

H APR 88

SECRET/NOFORN

PROJECT SUN STREAK

WARNING NOTICE: INTELLIGENCE SOURCES AND METHODS INVOLVED

PROJECT NUMBER: 8801	SESSION NUMBER: 03
DATE OF SESSION: 1 APR 88	DATE OF REPORT: 1 APR 88
START: 1155	END: 1221
METHODOLOGY: ERV	VIEWER IDENTIFIER: 095

1. (S/NF/SK) MISSION: Access and describe the content of the structure at Encrypted Coordinates 113096/532189.
2. (S/NF/SK) VIEWER TASKING: Access and describe the prototype, the object of intelligence interest surfaced in Session Number 2. Visualize, conceptualize and sketch the object. As an ancillary task, allow for the receipt of refined data related to the function and use of the object of intelligence interest.
3. (S/NF/SK) COMMENTS: No physical inclemencies noted. Viewer 079 experienced blackness upon launching to the target. The blackness was dissipated into grey which in turn further dissipated altogether. (079) experienced a "too much break" and in post session guidance, was advised on how to cope with this problem. Viewer (079) who has had difficulty "drawing" provided an excellent representational "sketch" immediately following the session rather than at a later time. Labels and estimated dimensional characteristics were added immediately following the sketching of the conceptual representations.

?
?



HANDLE VIA SKEET CHANNELS ONLY

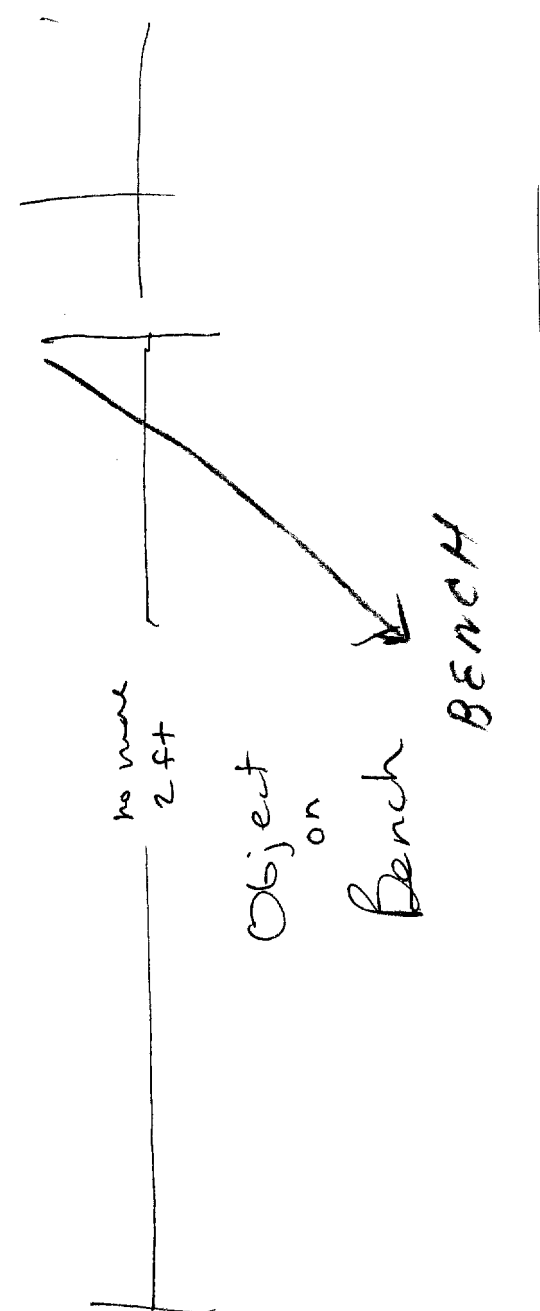
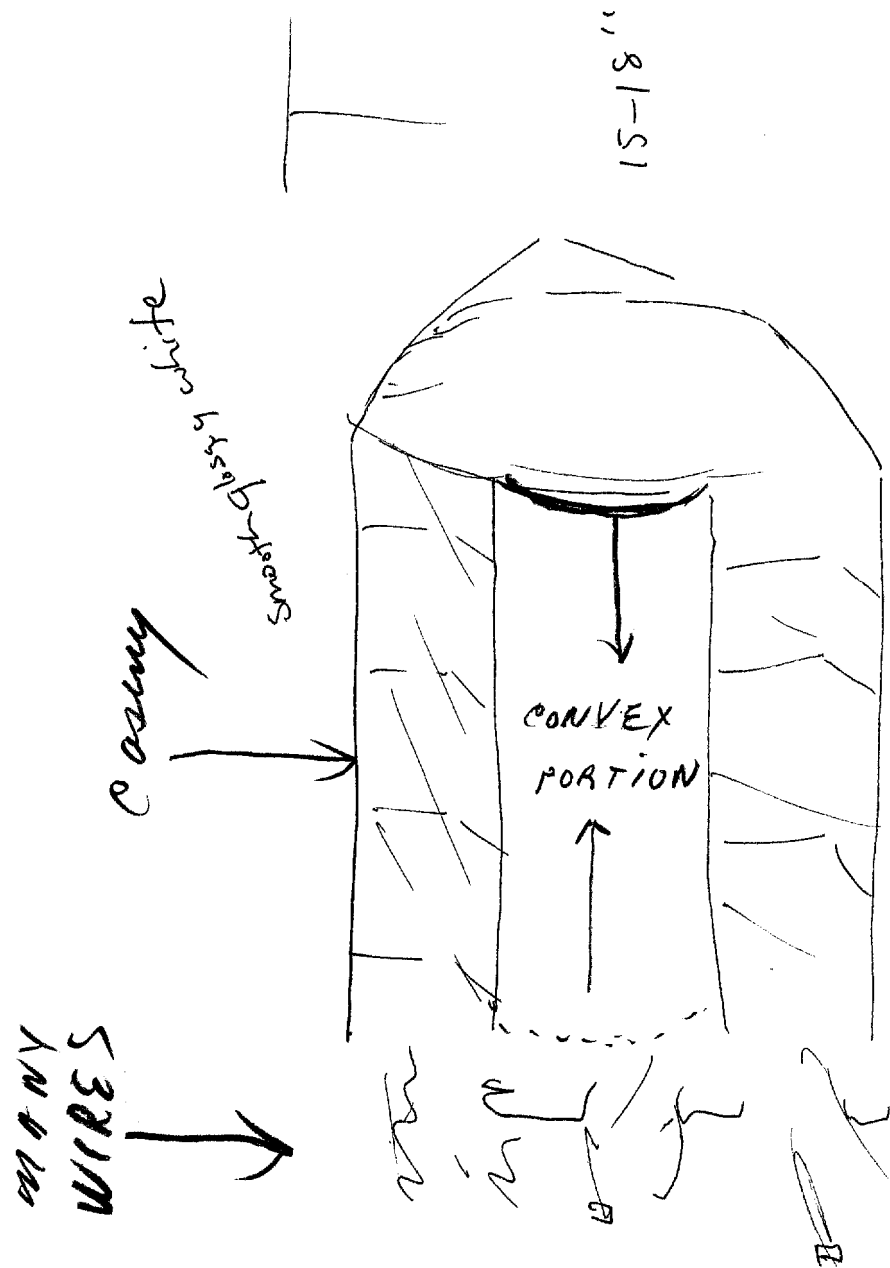
SECRET/NOFORN

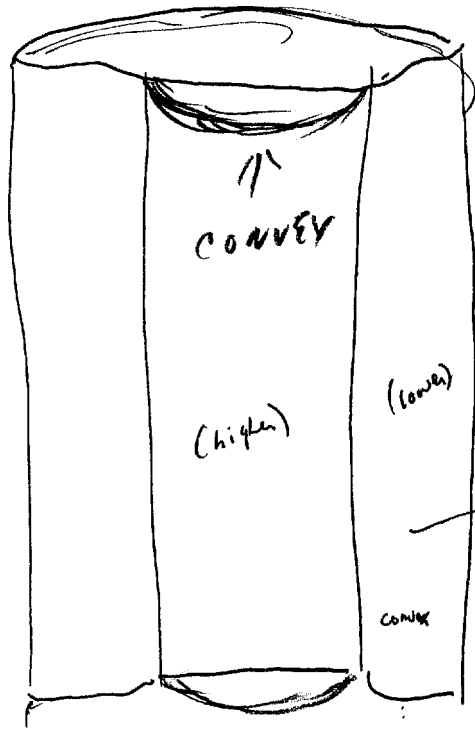
CLASSIFIED BY: DIA (DT)
DECLASSIFY: OADR

Session Summary
Viewer 095
April 1, 1988

Site was an object, the "product" that was viewed in previous sessions. It was white very smooth, approximately 2 ft long and 15-18 inches wide. The shape is depicted in the attached drawing. One end was smooth and lightly curved (mildly spherical), the other end had numerous wires coming out. Associated with the object was the concept of "pod" or "casing". The object has many uses, that is it is inserted into many very different systems.

095
1 April
8801

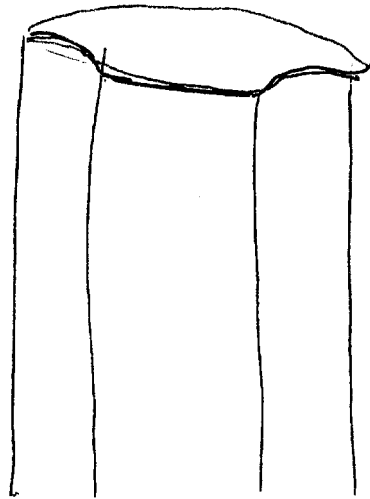




transition from higher to lower is smoothed angle (convex) overall feeling of c

CONVEY PORTION
OF
COMPONENT

095
5801
1 Apr 88



Good Friday

113096 / 532189

8801
1 Apr 88
095
ST
EM
I:

access and describe
the prototype object
VISUALIZE - SKETCH

- w/ intricate wiring
- small compact
- component of something

+ Applications
+ upgrad.

Optical computing
Chip manufacture

- See it feel it
- Refine data related
to function -
- Address issue of ultimate fun.
- Visualize on 8 x 10 1/2

bond only need to know

ST : 1155

→ (Black!)

> 1157

- green ! 1159

- 1200 Allow to Enter into focus

- 1201 It too is guy off ones

- 1203

- 1205 perceive and remember.

- 1206 AOL camera → (Rapid change of focus).

> 1207 white row! (adversus function!)

1209 AOL (AOLS dedly w/ functional)

- 1210 Return to Sonster-

1211 - Benelux + Peas today