

██████████/NOFORN

PROJECT SUN STREAK

WARNING NOTICE: INTELLIGENCE SOURCES AND METHODS INVOLVED

---

PROJECT NUMBER: 8910-11 (W-4) SESSION NUMBER: 01  
DATE OF SESSION: 12 OCT 89 DATE OF REPORT: 13 OCT 89  
START: 1441 END: 1508  
METHODOLOGY: SOLO VIEWER IDENTIFIER: 018

---

1. (S/NF/SK) MISSION: Describe the target selected by SRI. Describe the activity at the target.
2. (S/NF/SK) VIEWER TASKING: Describe the target and the target activity at Encrypted Coordinates 8910-11.
3. (S/NF/SK) COMMENTS: No inclemencies noted. A Summary of Information is attached to this report.
4. (S/NF/SK): EVALUATION: *4*

*Dec 1 1989*

HANDLE VIA SKEET CHANNELS ONLY

██████████/NOFORN

CLASSIFIED BY: DIA (DT)  
DECLASSIFY: OADR

WORKING PAPER

Project: 8910-11 (W-4)  
Date: 12 OCT 89  
Time: 1441-1508  
Viewer: 018  
Session: 01

SUMMARY OF INFORMATION:

1. Describe the target site: The site is a structure in hilly country. The structure has a very long, square shape (see sketch, bottom of page 6) which is connected on one end to a domed-shape portion (see sketch, page 5). I could not discern what the other end of the long portion is connected to, or if it is connected to anything at all. The entire structure appears to be made of "struts" or dissected (for reinforcement) squares (see sketch, middle of page 6). There is another "framework"-appearing structure, consisting of vertical "hoops" (see sketch, page 8), which appear to be bound together by a film of some kind, and located down the center of the long, square portion (see sketch, page 10). This "framework" has some sort of solid-appearing, long "bars" positioned at angles on the upper sides (purpose not discernable). The "framework" appears to have a square "tunnel" of some sort which goes down its center.

Looking along the length of the "framework", I saw that it leads toward the domed portion of the main structure, to a place where it intersects a cross-aligned "framework" (see sketch, page 11). I tried to move to this location to learn more about the entire site, but could not move without running into the "struts" composing the main structure. I appeared to be trapped at the location where I had been looking at the "framework", and could not get free.

2. Describe the key activity at the target: There was no site activity at the time of the viewing. Moving to a time of key site activity, I came up with a series of impressions consisting of a long, even, mechanically

droning "hum" with intermittent raspy sounds. All of a sudden, there was a sharp "ding" sound (much like the alarm on a kitchen timer), at which time the humming sound was replaced by a sound not unlike a motor droning down very slowly to a stop.

018  
12 OCT 89  
1441 HNS  
FT. MOATS  
SOLO

P.I. NOWO  
A.V. NOWO


8910-11 

A: Academy  
HAND DOWN  
HAND  
ACMS  
LOOP  
HAND  
BACK + FORW




8910-11 


A: ACMS  
BACK + FORW

B 


8910-11 

A: ACMS  
BACK + FORW  
HAND

~~~~

8910-11 

ADONT

8910-11 

A: ACMS  
RISER

②

8910-11 ~~\_\_\_\_\_~~

A: ACROSS  
O JON  
S W O J T

B: HAND  
LAND

S2: LEASON  
LOW  
NO VMP  
S W O J T  
CLOTH  
O P O W  
F N S S

K S: A N H C O B  
B R E K + F A W

B: S O M E C O U N T S

K O R A M K  
O B S O R V A T O R Y

3

8910 - U

A: ACROSS  
> MOUNT  
LONG  
B: CAMP.

8910 - U

A: ACROSS  
JUNKY  
BACK & FORTH

8910 - U

A: ACROSS  
MOUNT  
B: CAMP  
~~B~~

SZ: DRINK  
WIDE  
HIGH

AN MIC  
WIDE/SHORT

(4)

8910-IV

A: ACROSS  
& WORK  
DOWN  
B: LAMP

8910-IV

A: ACROSS  
ISNOMIK  
ACROSS  
DOWN  
B: \_\_\_\_\_

8910-IV

ABOUT.

8910-III

A: ACROSS  
DOWN  
ACROSS  
B: STRUCTURE.

8910-III

A: ACROSS  
JUNKY DOWN  
B: \_\_\_\_\_

8910-III

A: ACROSS  
DOWN  
DOWN  
DOWN  
B: HALL

5

8910-1K

A: Kewer  
Sunder  
Hany  
Cron

B:

8910-1K

A: Kewer  
Hany  
Sunder  
Hany  
Cron  
B: STUCORNO

AOL RUC  
SRI/SA ~~STUCORNO~~

8910-1K

A: Kewer  
Hany  
Sunder  
Hany  
Cron  
B: STUCORNO



6

8910-11

A: Accords  
Hamp  
unseen  
B: HILLS.


8910-11

A: Acc rd  
WMP  
LOW  
WMP  
B: STRUCTURE

S2: white  
LOW  
HAND  
TRIC  
WMP

S3:

HILLS  
BUSHING



LOW  
TRIC  
WMP  
WID TO  
STRUCTURE

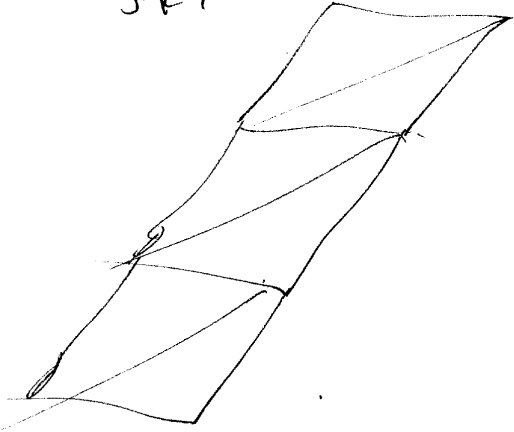
2

sz d m r r r , m r r b s .  
(S P A C E W A R)

W H I T E  
L O N G  
S Q U A R E  
~~"P A T T E R N S"~~  
"P A T T E R N S"

S Q U A R E S  
P A T T E R N S  
D I S T R I B U T I O N S Q U A R E S

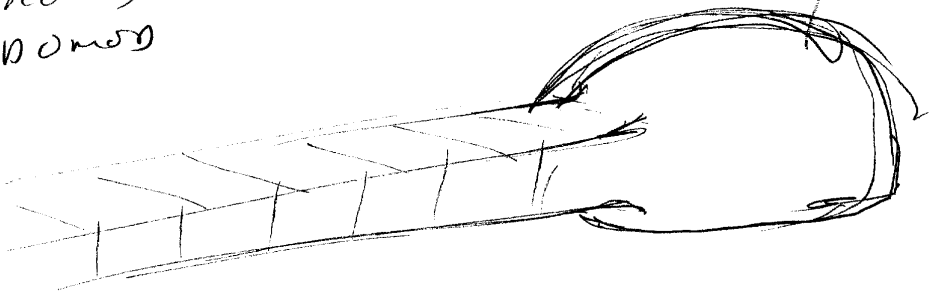
S K I



(S P A C E W A R)

W H I T E  
L O N G

W H I T E  
D O M E S  
D R U M



(8)

S2 O M O T ( AM A/S,  
(KEY ACTIVITY)

HUMMING SOUND

"GRITTY SOUNDS ON CLOAK FLOOR" SOUND

STRAITS

CUNUSO

SLC



like  
singing  
bird

WHTO

S4 1/2 VISUAL OF "STRAITS": THEY  
LOOKED AS THOUGH THEY WERE  
HOLD TOGETHER BY A FILM OF PLASTIC

K22 BIK  
GREENHOUSE.

9

S 2 D M N T I AN ALS,  
(KORACTIVM)

RUNNING  
DOING  
GOING  
STANDING  
TENDING

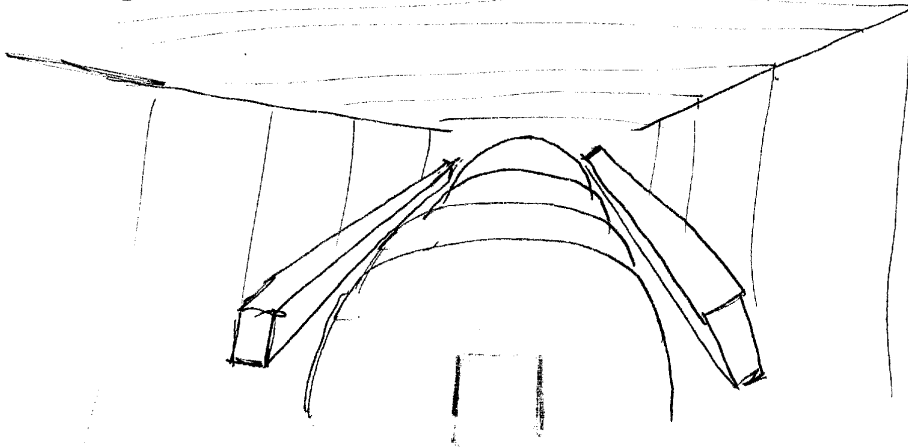
S4 1/2 Imposition of very complex  
Machinery/Equipment.

S4 1/2 THE LONG AREA IS FULL  
OF ? IN THE CENTER, ALMOST TO  
ALL SIDES. LOOKS VERY LITTLE MODERN.

LONG  
SOLID

10

SK: INSIDE OF LOW PART.



no present  
activity

NO PRESENT  
ACTIVITY

11

1.  
CUE: MOVE TO A TIME OF KEY  
ACTIVITY + DESCRIBE.

S2 D M O T , ACU R/S,

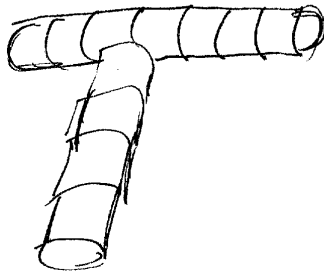
HUMMING SOUND  
WARM FEEL  
COMFORTABLE FEEL

RASPY SOUND (INTERMITTENT)

"DING" SOUND THEN HUMMING DROPS SLOWLY  
TO A STOP.  
~~THE~~

S4 1/2 LONG STRUTTED TURBO LOOPS  
TO CROSS-TURBO

LOOPS



S4 1/2 TURBO CARTRIDGE SOME SORT  
OF LIKE AN ENGINE.

LOSSIDU AND 1508.