

~~SECRET~~/NOFORN

PROJECT SUN STREAK

WARNING NOTICE: INTELLIGENCE SOURCES AND METHODS INVOLVED

PROJECT NUMBER: 8929 SESSION NUMBER: 03

DATE OF SESSION: 22 NOV 89 DATE OF REPORT: 21 NOV 89

START: 1005 END: 1217

METHODOLOGY: SOLO VIEWER IDENTIFIER: 018

SG1A



2. (S/NF/SK) VIEWER TASKING: See your sketches and related information provided in the previous two sessions. Probe your sketches and pursue them until such time as you run out of structure(s). Probe right, left, and underneath. Describe the nature of the activity in a given area (this may be pursued in yet another session.

3. (S/NF/SK) COMMENTS: No inclemencies noted. Need to continue to probe within and beyond the input of sketches. A Summary of Information is attached to this report.

4. (S/NF/SK): EVALUATION:

5. (S/NF/SK) SEARCH EVALUATION:

ok SG1A *provide*

HANDLE VIA SKEET CHANNELS ONLY

~~SECRET~~/NOFORN

CLASSIFIED BY: DIA (DT)
DECLASSIFY: OADR

describer

~~SECRET~~

WORKING PAPER

Project: 8929
Date: 891121
Time: 1005-1217
Viewer: 018
Session: 03

SUMMARY OF INFORMATION:

1. (S/NF/SK) Probe outside the underground portion of the structure and describe perceptions:

a. Probing the underground area outside the structure located an air-vent a little way from the structure (see prob map, page 3A). The air vent goes down a good way into the ground. I could hear "people" sounds from below, and another sound not unlike the "rush" of subway trains. I postponed following the air vent to its bottom until completing the probe of the area around the building. Once a stairway down was found, I did not come back to the air vent.

b. There is a stairwell which leads out of the next-to-the-bottom floor of the basement of the structure. I could not determine how far down the stairwell went (in terms of feet), but followed it to the bottom.

c. (See FIG. 1 for a graphic sketch of the following) At the bottom of the stairwell a small corridor (approximately 15'-20' in length) goes off to the immediate left of the last step. As you go down this short corridor, there is a door on your right which leads into a very large "tunnel". This door is locked and is not used. I had the impression of a sign on the door which said, "VVOD NELZHYA" ("Entry not permitted" in Russian).

d. At the other end of the short corridor, there is a turn to the left, as the corridor continues for approximately 10 feet. At the end of this is a heavy metal door which stands open.

HANDLE VIA SKEET CHANNELS ONLY

~~SECRET~~

~~SECRET~~

e. On the other side of the door is a single flight of steps down, ending in a landing which has a doorway to the right. This doorway is topped with an "archway". The door goes through a very thick cement and metal wall. The door of this doorway is in the middle of this wall, and closes by sliding down from the top (see FIG. 2).

f. Beyond this door is a room which is approximately 15' X 30'. It has a small area which appears to be dedicated for medical attention, but the rest of the room is lined with what appeared to be racks of electronic equipment. The equipment is very plain-fronted (not many dials, lights, knobs, etc.). The room appears to be for a group of people to work in, but definitely in a "no-frills" working environment.

g. There was a person in this room at the time of viewing. The person had a clipboard with what appeared to be a "checklist" on it.

HANDLE VIA SKEET CHANNELS ONLY

~~SECRET~~

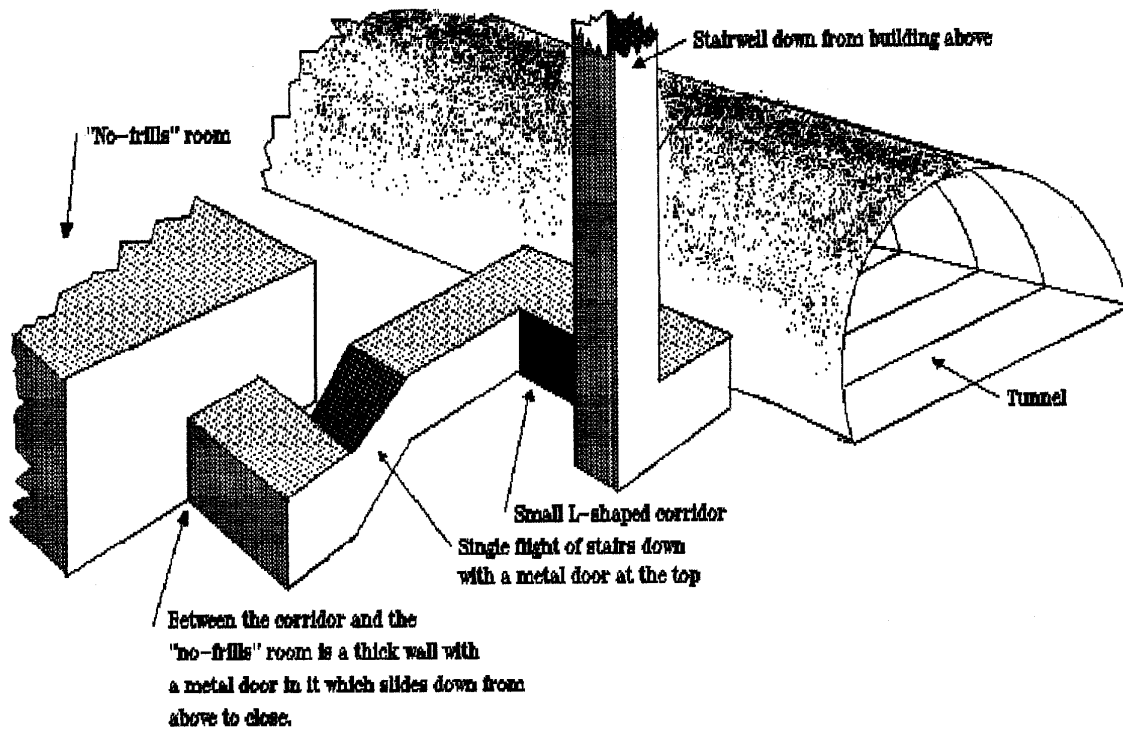


FIG. 1

1.03 +

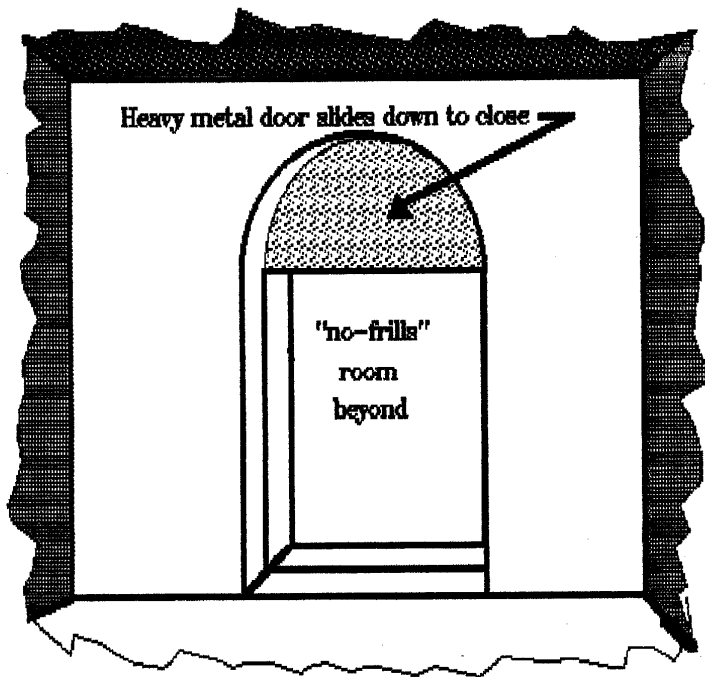


Fig. 2

O18
21 NOV 89
1005 HRS
FT. MEAD
SOLO

P.I. BACKACHE
A.V. KIEV SUBWAY SYSTEM

8929
291100
~~213~~ ABOUT

291100
433976

A: COMING UP
LOOKING
ACHSES

B:

MISS BUK:
(NO FSB LINK COMPONENT)

291100
433974

A: UP
COMING
LOOKING
WAY
STAMP
B: MOTION

(2)

291100

433940

A: ACROSS
DAND
SMOOTH
MAYBE A DO
B: ~~STRUCTURE~~

S2: BLACK
DARK

S2 1/2 VERY BLACK SOIL
(SITE CONTACT)

STAGE 4:

S2 D or or ~~TH~~ 1 APL R/S,
SOIL

VERY BLACK
CRUMBLY
GRAINY

R/S: AS THOUGHT
IT CONTAINS ASHES
OR CHARCOAL

S6: (SEE PROBE MAP, P. 3A)

3

S2 0 M 0 T 1 SOL AS

① OPEN
HOLLOW
DRY
METALLIC

CYLINDRICAL
VERTICAL

SHINY
SILVER COLOR

~~LIGHT~~
LIT FROM ABOVE

PIPE

VERTICAL

DRY

AIR CANNING.

MANUSING

3A

PROBE MAP

(SEE STRUCTURE, BEGINNING ON P. 3,
FOR IMPRESSIONS FOUND AT NUMBERED
POINTS

(VERY
BLACK
SOIL)

(VERY BLACK
SOIL)

②

①

③

④

(SEE PROBE MAP, P. 5A



SZ D M U T 1 NOZ A/S.

(cont'd)

(AIR)

WARM

RISING

SLOW

SOUNDS FROM BELOW

(SOUNDS)

PEOPLE SOUNDS
RUMBLE SOUNDS

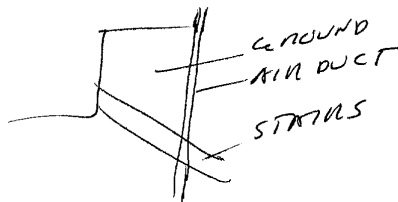
NOZ BUK
LIKE SUBWAY
TRAINS

BREAK. 1028
RESUME 1033

(5)

SZ O M O T I ALL MS

AOL SKETCH!



(2)


ROUND
POINTED
CONICAL

TOP OF PIPE

(3)

VERTICAL
CORNER

SK



②

S 6 1/2

~~REST~~
~~FLOOR (3)~~ OF STRUCTURE

WAS A STAIRWELL LEADING DOWN
FROM BUILDING AND GROUND.

SZ D. 02 R T (KA) N/S.

④ TAN
BROWN

SHINY

CONCRETE

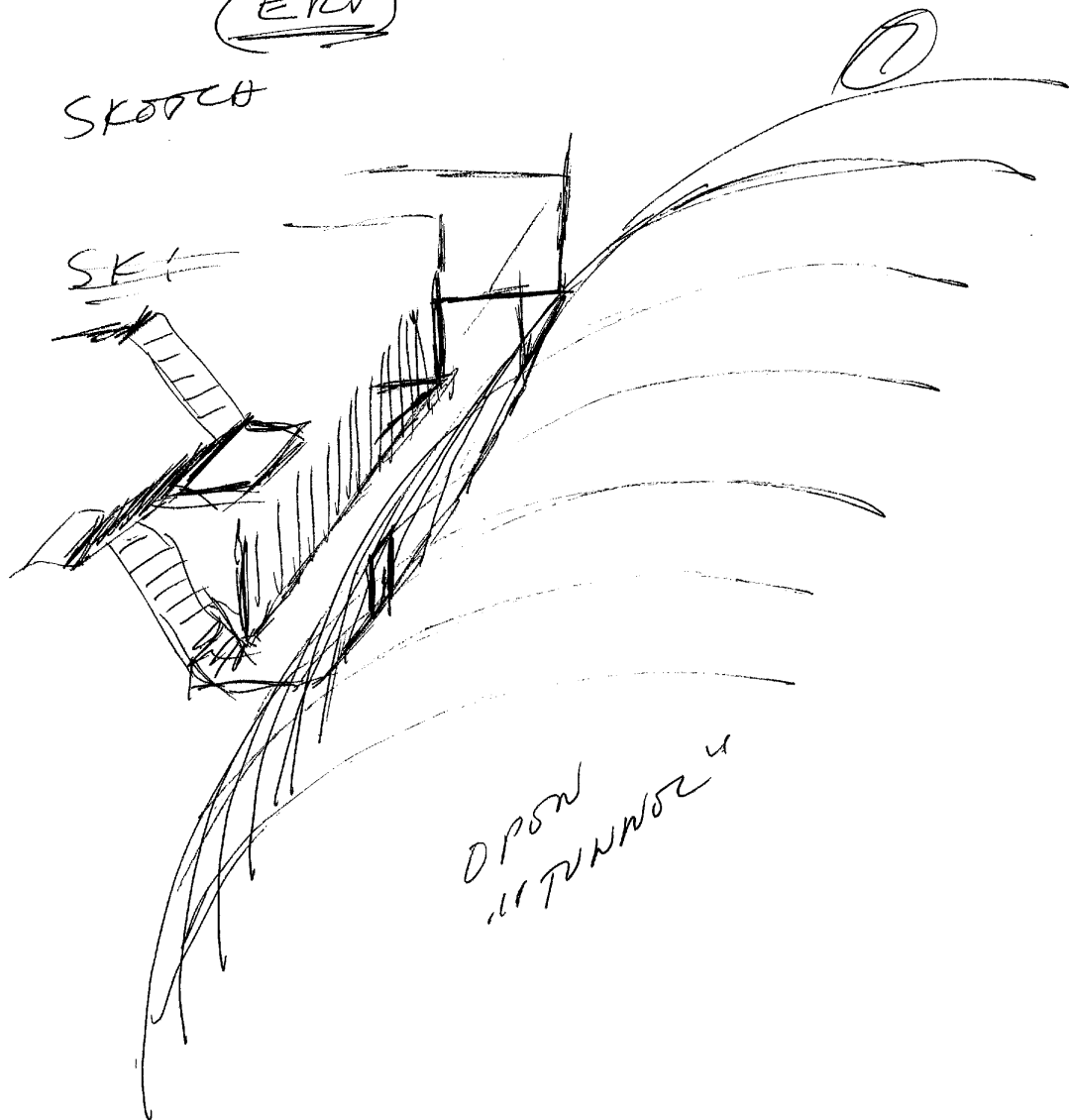


S 6 1/2 STAIRWELL LEADS DOWN ~~TO~~
BEHIND

AN OPEN SPACE WHICH
WAS LIGHT TAN / BROWN SHINY
SURFACE LINING IT.
AND PAVE
TILES.

ERV

SKETCH



OPEN
"TUNNEL"

S 6 1/2: STAIRS COME DOWN IN A
 STAIRWELL. AT THE BOTTOM, A
 SECTION OF HALLWAY RUNS PARALLEL
 TO A LARGE "TUNNEL" WHICH HAS
 SHINY (TILED) ~~AND~~ LIGHT PAVED BECTIONS.
 A DOOR LEADS INTO THE "TUNNEL"

8

BUT IS KEPT LOCKED & NOT USED,

THE SMALL HALLWAY WHICH RUNS PARALLEL TO THE TUNNEL IS ~~APPROX~~ ± 20 FT LONG, THRU TUNNEL LEFT, + LEADS AWAY FROM THE "TUNNEL" AREA.

ROL BAK: SIGN
SAY index
"Blag messer"

S 2 D 02 02 1 000 011,
WALLS

METAL + CONCRETE THICK

DOOR

VERTICAL
METAL
HEAVY

ECHING SOUNDS.

END

(4)

~~SECRET~~

Below the window next to door,
there is a ^{single} flight of stairs, then
a doorway with an arched top.

This doorway leads into a room
± 15' x 30' which has ~~what appears~~
to be racks of ~~wall-mounted~~
electronic equip w/ ^{looking} provisions.
There is a person w/ name
with a checklist. "NO-FACES"
known to this room.

SESSION END

1217 hrs.