

CONFIDENTIAL/NOFORN - SKEET CHANNELS ONLY

PROJECT SUN STEAK (U)

BEACON TRAINING SESSION

WARNING NOTICE: INTELLIGENCE SOURCES AND METHODS INVOLVED

DATE: 3 Sep 86

TARGET: 0159

SITE DOWSE:
ft ~~Southwest~~ Northwest
of Point.

SG1J

OUTBOUND TEAM : 1)

2)

INBOUND TEAM: 1) 018

SG1J

2)

MISSION EVALUATION: 

1. (C/NF/SK) PROTOCOLS:

a. The Remote Viewer was introduced to the Outbound Team (OBT) at 0900 hours, 3 Sep 86. Following this "warm-up meeting both the OBT and the Inbound Team (IBT) were restricted to the area of the unit operational facility with orders not to discuss the particulars of the upcoming mission. During this "restricted" period neither the OBT nor the IBT were permitted to make or receive outside telephone calls or to meet with other members of the unit. The OBT was reindoctrinated on the need to maintain the integrity of this mission by not varying the purpose of the trip to the site to tend to personal needs, e.g., errands, refreshments, etc.

b. At 0930 hours, the actual target, (sealed within an envelope) was provided to the OBT at which time they were permitted to depart the area enroute to the target. Their verbal tasking was as follows:

(1) Do not unseal the envelope until you have moved out of the immediate viewing area of the unit.

(2) Go directly to the target area and remain in the general area (by driving around the block if necessary) until exactly 1000 hours.

(3) At 1000 hours, position yourself at the target area and perform any actions normally associated with the functions of the target, e.g., bowl at a bowling alley, purchase refreshments at a snack bar, etc.

(4) Remain on site for a minimum of fifteen minutes or longer but only if a longer period of time is required to finish a function of the building such as finishing a cup of coffee or similar purchase, etc.

(5) Following this fifteen minute mandatory visit to the site, return immediately to the unit area.

(6) After arriving in the unit area, the OBT is not to discuss the target or events that occurred at the site with anyone in the unit. When the IBT has finished the post-session phase of the mission (sketches, summaries, etc.) the OBT and the IBT will proceed back to the target area, still without comments pertaining to the actual mission.

(7) At the target site, the OBT will retrace their movements at the target while being followed by the IBT. When the target (or specific items at the target) are recognized by the Remote Viewer, he/she will so state with a brief explanation or reference to the data collection phase, if necessary.

(8) Following this second visit, both the IBT and the OBT will return to the unit area at which time the OBT will be released and a general feedback session will be provided to the Remote Viewer.

c. The Interviewer will be responsible for collating the data obtained from the entire session, (session information, post-session interview and on site visit), and from the data an overall evaluation will be given pertaining to the success of this mission based upon the relevance of the material provided and later substantiated. The guidelines for this evaluation will be on a 0-7 point scale of target/data correspondence. This scale is as follow:

7 = Excellent correspondence, including good analytical detail (e.g., naming the site by name).

6 = Good correspondence with good analytical information (e.g., naming the function), and with essentially no incorrect information.

5 = Good correspondence with unambiguous unique matchable elements and little incorrect information.

4 = Good correspondence with several machable elements, but some incorrect information.

3 = Mixture of correct and incorrect elements, but enough of the former to indicate viewer has made contact with the site.

2 = Some correct elements, but not sufficient to suggest results beyond chance expectation.

1 = Little correspondence.

0 = No correspondence.

In addition to the numeric scale of evaluation, the Interviewer may opt to provided other comments on the target/session correspondence as necessary in narrative form. All of this material is then provided to the Remote Viewer for future references and/or discussions with the Interviewer since the material in these reports will be used as the basis for additional skills training, if required.

2. (C/NOFNORN/SK) INTERVIEWER'S COMMENTS: (Optional)

Throughout the session, Source repeatedly used analytical descriptives for objects he was viewing. Instead of being satisfied with, "a vertical object, black, with horizontal segments, thin....", he felt compelled to close the cognitive loop by attaching the designation "wall" to this item. This "wall" was later found to match his description but turned out to be a large wooden entry sign to the site. This type of analytic processing was the rule rather than the exception throughout the reporting phase. As a result of this process, Source tended to drift around and away from the site and to overlay his own perception of what he "expected" to see verses what was actually at the site. This resulted in a less than successful mission although it can be argued that he did reach the atarget and did describe certain items identifiable with the site. Most of the information, however, was disjointed and non-relevant. It must be stated however, that this session represented the culmination of an eight week training program in which Source was taught to use this method of Remote Viewing. More important however, this session represented the first time that the Source and the Interviewer have conducted a formal session together and the problems of joint communication are still to be resolved.

SG1J



Special Activities Officer

Target Number: 0159

Target Description: 84 Lumber and Home Center located near the intersection of Telegraph Rd (Rt 170) and Dorsey Rd (Rt 176).
(see map)

Instructions to Outbound Team:

Arrive at the target at or immediately before the designated time. This should be a w easy target ~~to~~ in which to "be". You simply have to go into 84 Lumber and shop around. Experience the target as much as you can. Touch things, examine things, and do what comes natural to you in such a store. Remain here at least fifteen minutes. Make note of any special circumstances or activities which you notice.

Cover Story: none

SUMMARY:

FIRST IMPRESSIONS OF THE WORKS OF
A QUIET, SCENIC AREA WITH A
CURVING GRAVEL WALKWAY, SURROUNDED
BY PLANTS & TREES. THIS WALKWAY
LED TO A STRUCTURE WHICH HAD AN IMPASSIVE
& STYLISH DOOR. (AOC LIKE IN "HOUSE BEAUTIFUL")

I BEGAN TO LOOK FOR [REDACTED] IT
WAS AS THOUGH I HAD TO LOOK OVER & BEYOND
THE FIRST SCENE TO FIND THEM.

THESE WORKS SITTING & STALKING. THEY
SEEMED TO BE SITTING ON [REDACTED] (A)
THESE SEEMED TO BE A TABLE WITH, TOO.

THESE WERE DEFINITE PEOPLE SOUNDS, THEN
"WALKING IN GRAVEL" SOUNDS. [REDACTED] WAS HOLDING
SOMETHING WHICH LOOKED LIKE A BOTTLE OF
SOME KIND WITH SOME HSD ON THE OUTSIDE
SURFACE, AND DARK COLORED CONTENTS. SEEMED TO
BE IN AN OUTDOOR EATING AREA.

AN AERIAL VIEW PLACED THEM BACK
INTO THE UNUSUAL AREA, SURROUNDED BY
TREES & A GRAVEL WALKWAY. THESE SEEMED
TO THEN SUDDENLY BE HSD POSTS, LIKE THOSE
FOUND IN A JAPANESE GARDEN.

(2ND SELECTION)
FULL MAN HOLD
←
(SOUNDING)

ALSO AN INITIAL IMPRESSION OF A BLACK
"WALL" OF SOME KIND, MADE OF HORIZONTAL
(WOOD?) STRIPS, WITH SOME METALLIC ("FIXTURES").

Warrant

↓ This is 7.75 miles SE of T34

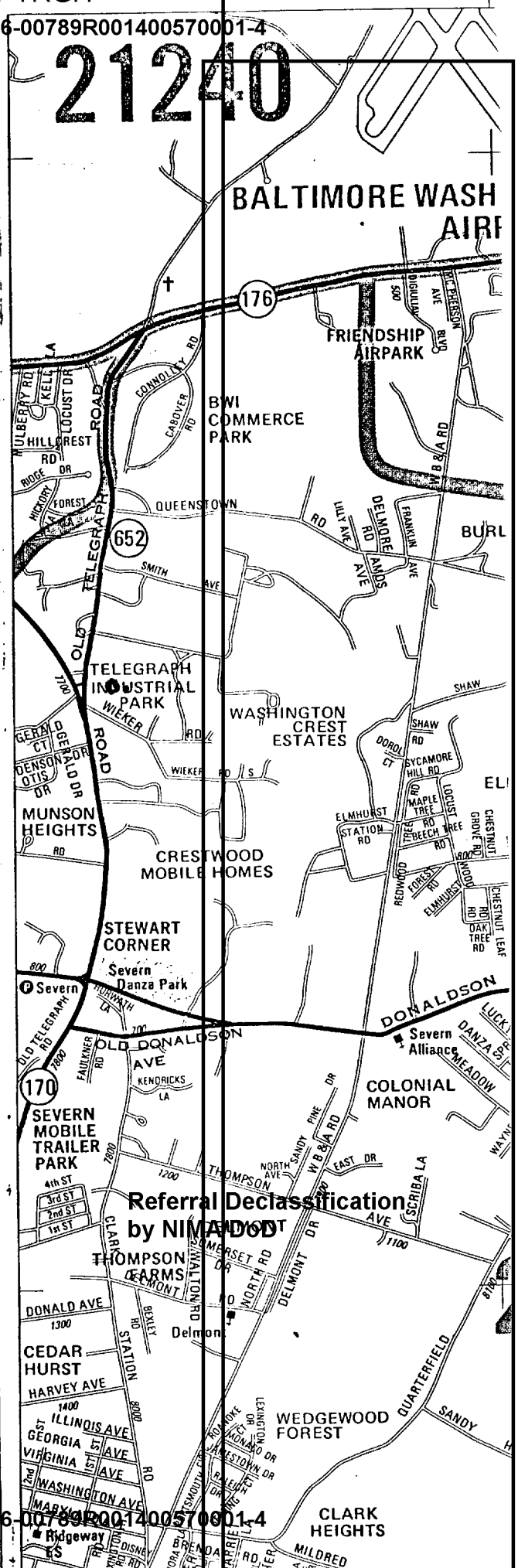
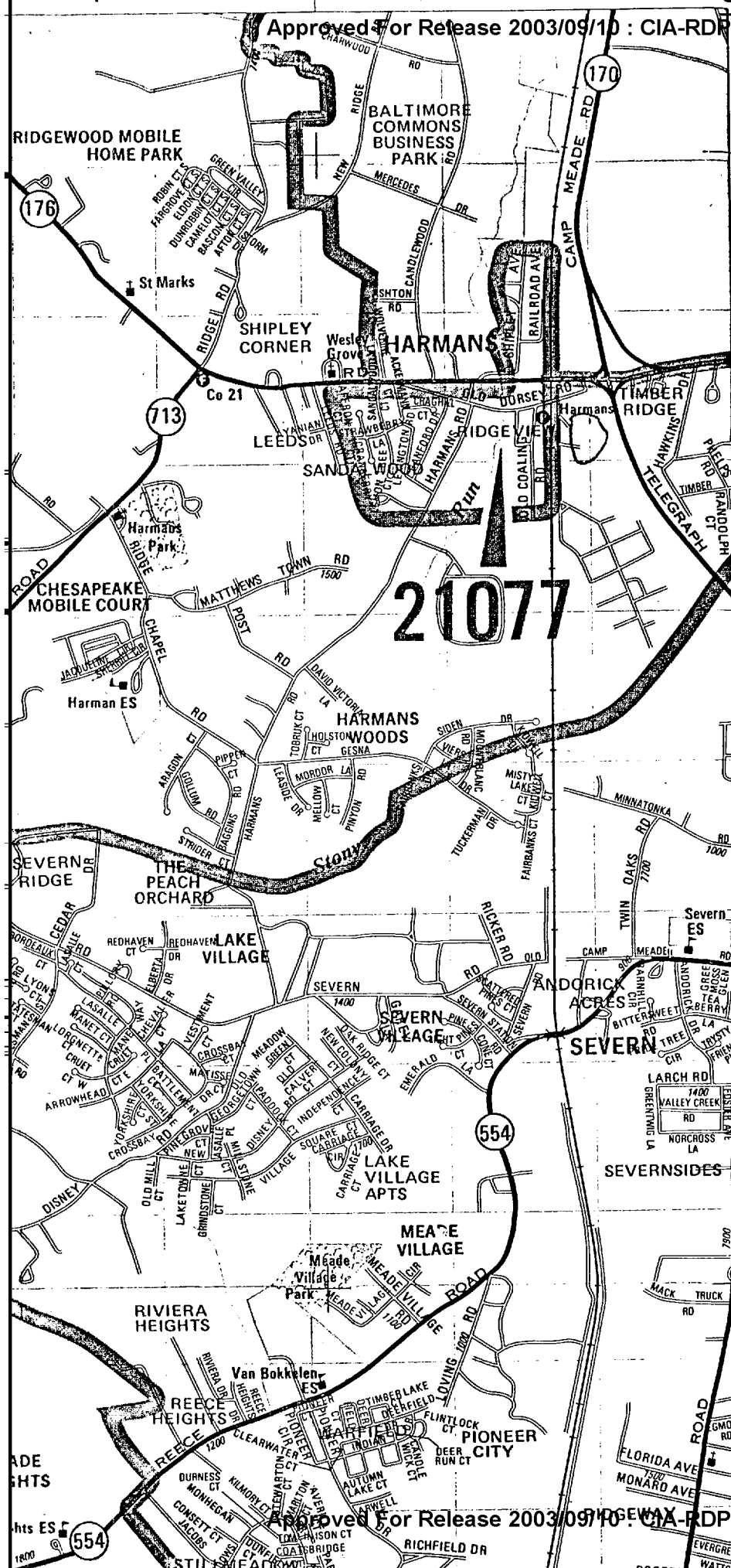
SG1J

SG1J

Approved For Release 2003/09/10 : CIA-RDP96-00789R001400570001-4

21240

21077



Referral Declassification by NIMA/DOD

Approved For Release 2003/09/10 : CIA-RDP96-00789R001400570001-4

SG1J

BEACON EXERCISE SOURCE 018 3 SEP 86 (OBT) BEGIN : 0947 (INITIAL SESSION)SANCTUARY: 0955TARGET : 1000

1. NIG IN USE
2. HEAD OPPOSITE / RIGHT SIDE RECLINE
3. Some heater noise
4. Some CRV SESSION NOISE

FRONTLOAD: ~~MOVES~~ (RELAXATION / MOVEMENT TO SANCTUARY / RESPONSE)→ "Describe the site now being visited by

SG1J

★ CAR, RED CAR, TAN CAR, LOOKS LIKE Big bumper sticking out, kinda DIRTY

→ DIRTY - DESCRIBE

★ DIRT ON Bumper, A

→ OK

★ A WALL, BLACK, Thin

→ DESCRIBE THIS THING YOU CALL A WALL

★ Vertical, horizontal segments, like slots like boards, thin, black, maybe some green plant around the bottom - light green, curving long, clear space, even curve, like an opening up, like a row of seats, light green -

→ CONTINUE to describe curving area

★ Rough like gravel, lower than both sides, like maybe covered in spots, long curve, I think I lost it -

→ Relax and reacquire

★ I've got some kind of door

2

* Black (brown, like) a big tree, thick and wide,

→ continue to describe the door

* Brown, stylish

→ stylish, Row Data

* Square, plain, impressive like a magazine picture
Dark, brown, shiny, maybe brown or black - closed

- in area like hedges on a porch, nice place

→ Nice place Row Data

* FLAT, plants, taken care of, like a magazine picture,

SG1J Nobody there.. looking for The white package

SG1J Behind it all is - noises

~~AAA~~

→ Describe the noises

* People, some kind of "clank"

→ Activity of the people

* walking, sitting, gravel sounds, white gravel, grey gravel.
fall, open sounds

→ open sounds Row data

* Kinda like traffic sounds, distance to the sounds, general

SG1 Sounds - holding something - trying to make
it a cup of coffee / drink

→ Go to this thing he is holding - fall, round, like a
wine bottle - Has red on it - Dark colored -

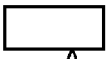
* see them on bench, park bench, flat, across, has a clunk

when I tap it - ~~may~~ maybe drums it - when I tap it

Sounds like stone - gravel, curves -

→ other activity

~~→~~

SG1J★  TALKING - something square, rounded edges, colored red -

→ Where was this thing

★ on the ground - I'm making an image of a wine spool

→ Go up in the air look down

★ Looks like red wood post, Japanese gardens, area is clear, gravel, opening in the trees, an opening - area is not completely level -

→ move back to sanctuary 1020

RV TERMS

ANALYTIC TERMS

BLACK, VERTICAL, horizontal segments,
THIN,

The wall

WALL, SLATS, boards,
green plants, wall

curving area, light green,
long clear space, even curve,
gravel, lower ~~than~~ on both sides

The area

like an opening up, A row of
seats (like)
maybe covered in spots, I
Think I lost it

black, brown, thick, wide,
square, plain, dark brown,
shiny,

The door

Some kind of door, like a
big tree, STEELISH, impressive,
like a magazine picture, hedges
on a porch, ~~a nice place~~

Flat, shrubby, nobody here,
"CLANK"

The area

A nice place, taken care of, like
a magazine picture,

SOUNDS, ~~in session~~

Sounds

traffic sounds, general sounds
in the distance

tall, round, red, dark colored

Paul carrying something

wine bottle

(clicked to left side)
in session.

~~bench~~, flat, across, has a "clunk"
when tapped

Bench

park bench, sounds like stone

SG1J

making

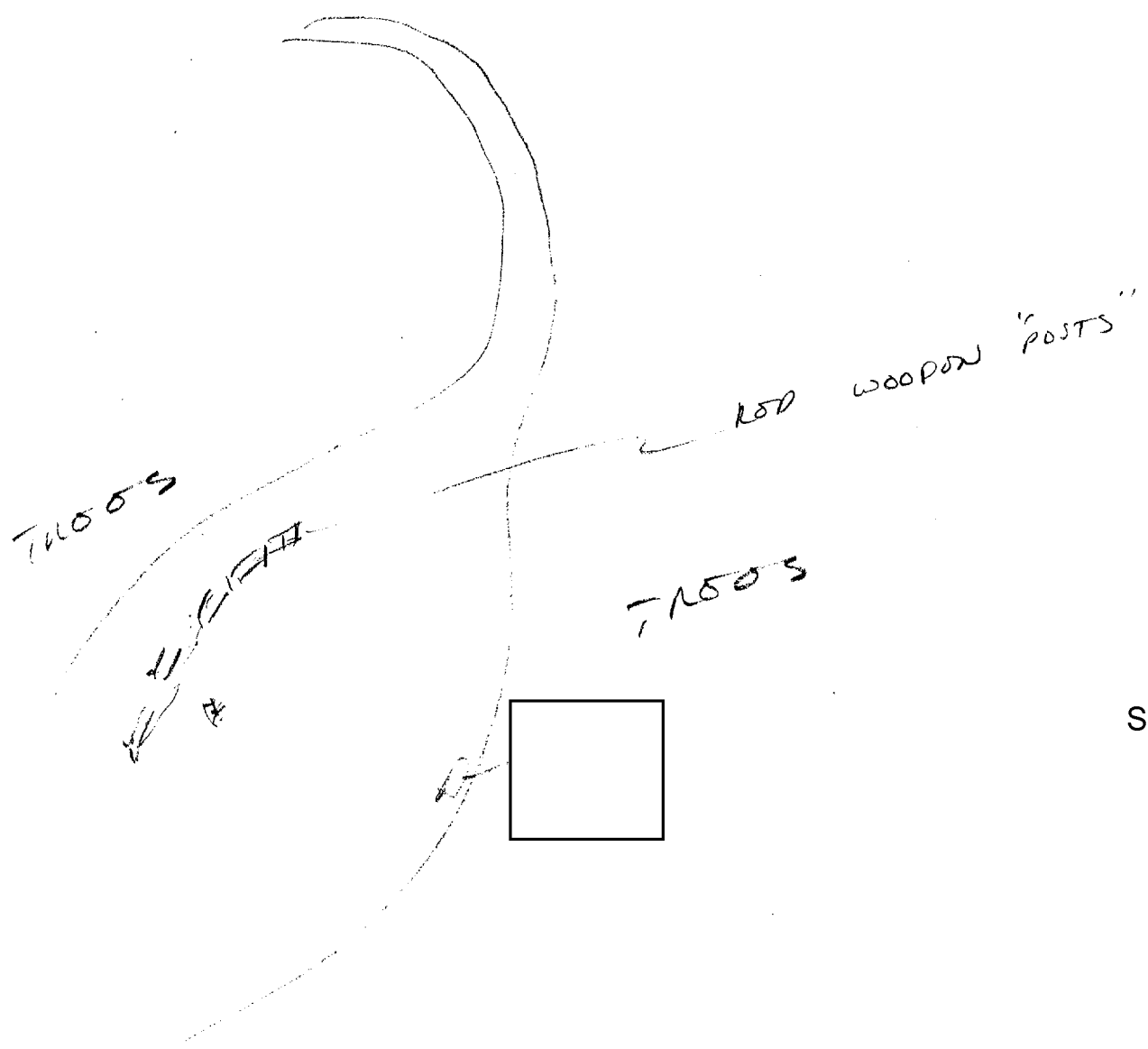
something square, rounded
edges, red, on the ground

wire spool

aerial view

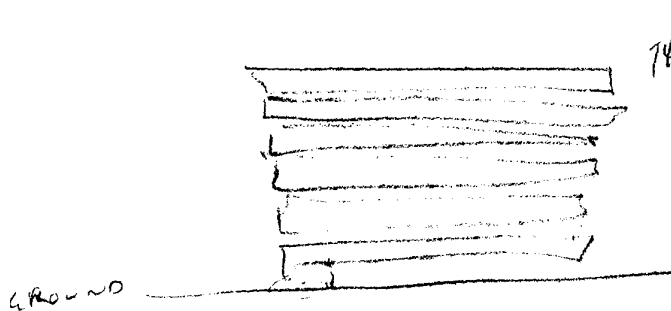
clear, gravel, opening, open area,
not completely flat

red wood post, Japanese gardens,



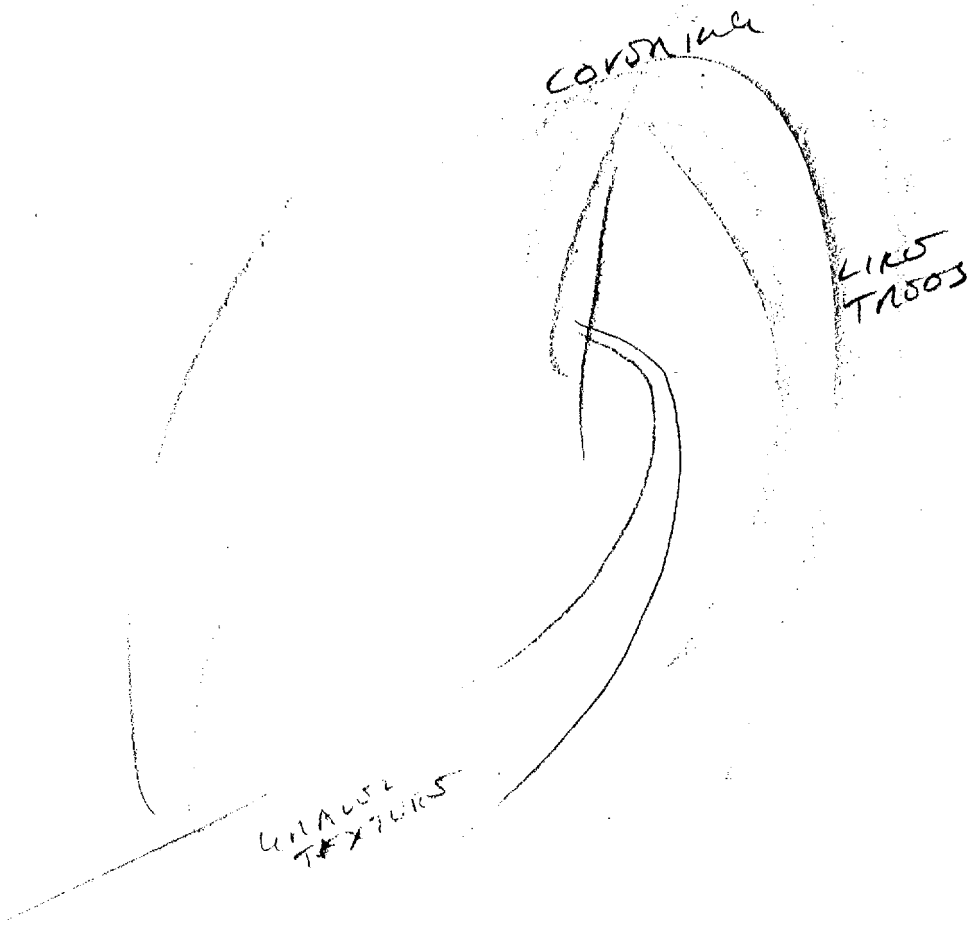
SG1J

WALL

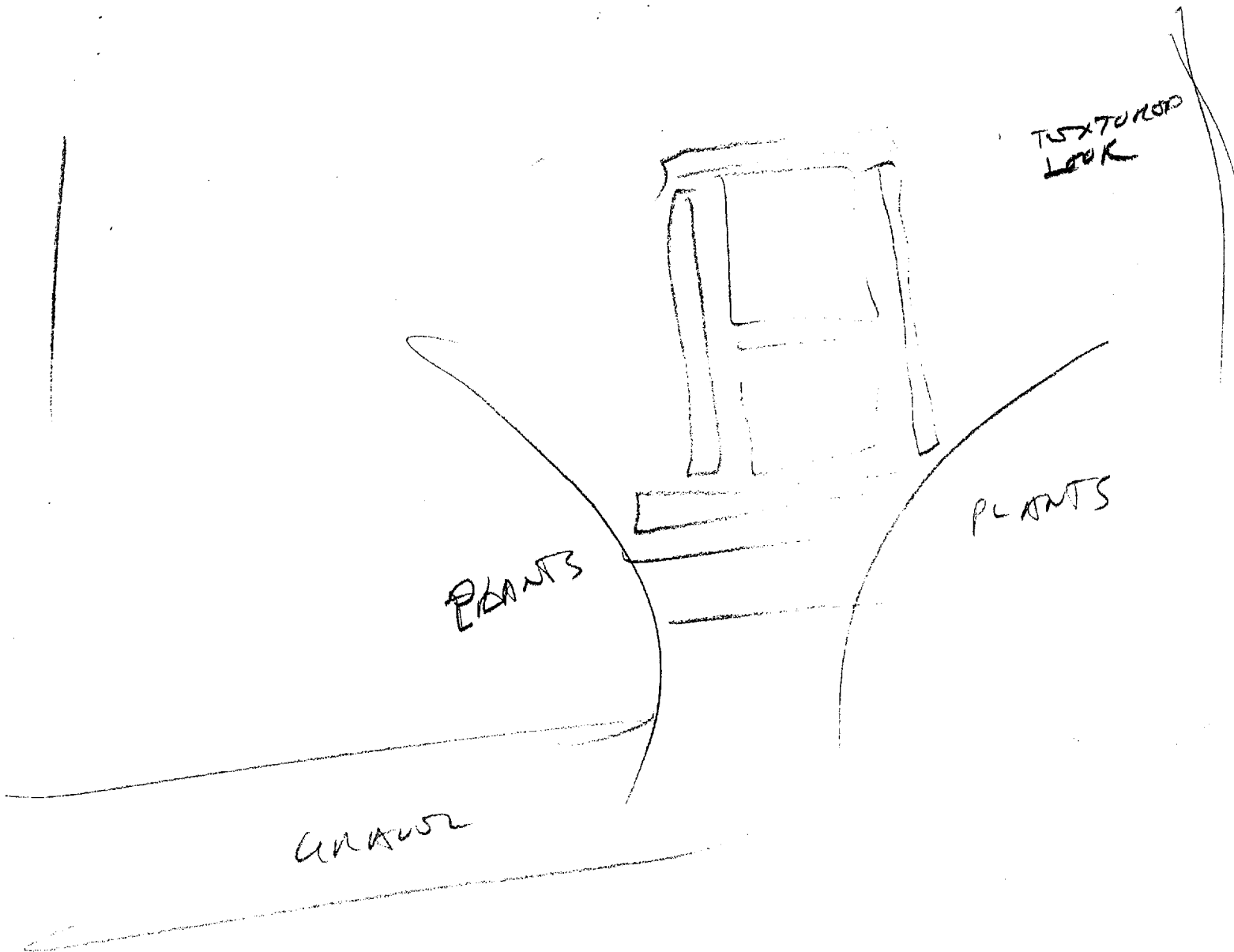


GUESSED ± 8-10 FT. TALL
" " " " WIDE

HAD A NATURAL
WOOD TEXTURE LOOK,
BUT ALSO SLICK
METALLIC EDGES, ETC



DOOR



SG1J



SG1J

