



REMOTE VIEWING SESSION DATA

* Remote Viewer : LB *

* Interviewer : BR *

* Observer(s) : _____ *

* _____ *

* _____ *

* Date : 21/10/85 *

* Starting time : 1334 hours, local *

* Site # : 733 *

* Acquisition by: (CRV) ERV PRV ARV BRV Other _____ *

* Working mode : (GT) HEM Other _____ *

* Feedback class: A B (C) . *

588010
626216

* Ending time : 1456 hours, local *

* Notes : NO PJ, AV. _____ *

* Highest stage : 3 _____ *

* Evaluation : + _____ *

* Actual site : GOLDEN GATE BRIDGE _____ *

* RV summary : PAGE 25 SUMMARY. SCENE PAGE 21 _____ *

* _____ *

* _____ *

SG1J
Ft. Meade
21 Oct 85
1334 HRS.

SG1J

588010
626216

MISS BAK.

588010
626216

A: RESIST C
CONVEX C
HAW C
WATNAPS C
SMOOTH C

B: _____

588010
626216

A: ACROSS
KAMP
SMOOTH
GLOW
FLAT
B: STRUCTURE C

SZ!

SMOOTH C
KAMP C
METALLIC SOUND C
DULL SOUND PL

AD - BAK.
LIKE COLORED
ON PAPER
CONTING ON
METAL

DARK COLOR PC
DULL COLOR
DULL
SMOOTH

ALL BAK.
NOT AS IN OY
GENT BAK
CAN'T ID SMOO.

588010
626216

A: ACROSS
SMOOTH
MANMADO

B: STRUCTURE

A: CURVED
DOWN
SMOOTH
UP

B: STRUCTURE

S2: TALL C

SMOOTH FASIS ~~CPB NOT BAK~~

TAIN PL

588010
626216

A: RESIN
UP
MANMADO

B: STRUCTURE C

ALL BAK.
"SPRING" FEEL
LIKE METAL.

S2:

VERTICAL C

CURVING C

UP C

SMOOTH C

DARK PL

BLACK PL

BLUE/BLACK PL

ROUGH C

ALL BAK
LIKE RUST PATO

TAIN C

VERTICAL C

TAIN C

3

SB' STRUTS SY
CLOSED-IN PC

FOR BULL
E/FOR TWR.

ROUND PC
WIDOW C
SLOPING C
CONDUIT C
STRAIGHT-ACROSS C

ALL SK.



POINTED PC
HARD
ROCK
LIGHT COLOR C
TEXTURED C


ALL RUCK
SENO ON
COMONT.

SEGMENTED C
WIDOW C
TALL C

AT BARK
PROTTY!

(4)

SZ: COUNDED PL
EGLSS SF
TALL C
THIN C

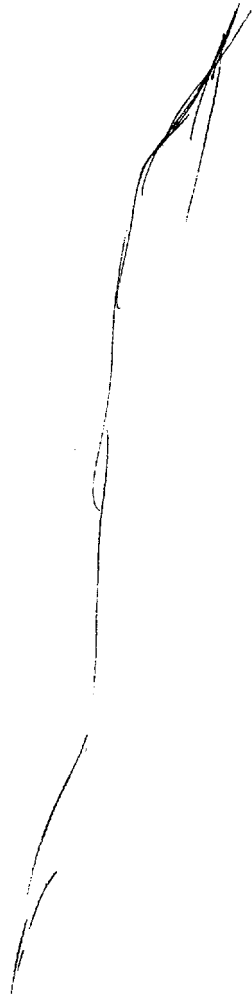


ADL BK.
ROCKOT

5


THIN
THIN
WIDE
VERTICAL
CURVING
SLOPING
STRAIGHT ACROSS

FLAT
SEGMENTED
TEXTURED
CLOSED-IN
POINTED
CONJUNCTION.



FOR SPACE
ST. LOUIS
AREA.


6



ADZ BUC
OANW AHA
MUSIC PLACE



2



8




NEW DUK
DRIVE-IN
SCREEN
NEW DUK

9

B16

10




TL




REC. RAC.
XMITTING TOWER

(12)



See p. 100.
WASH. MET.

28



ADL BKV
LHAWD COOLSO
PDM

ADL PK105
PDM

13

THIN
CONF.


STRAIGHT ACROSS
W100

16

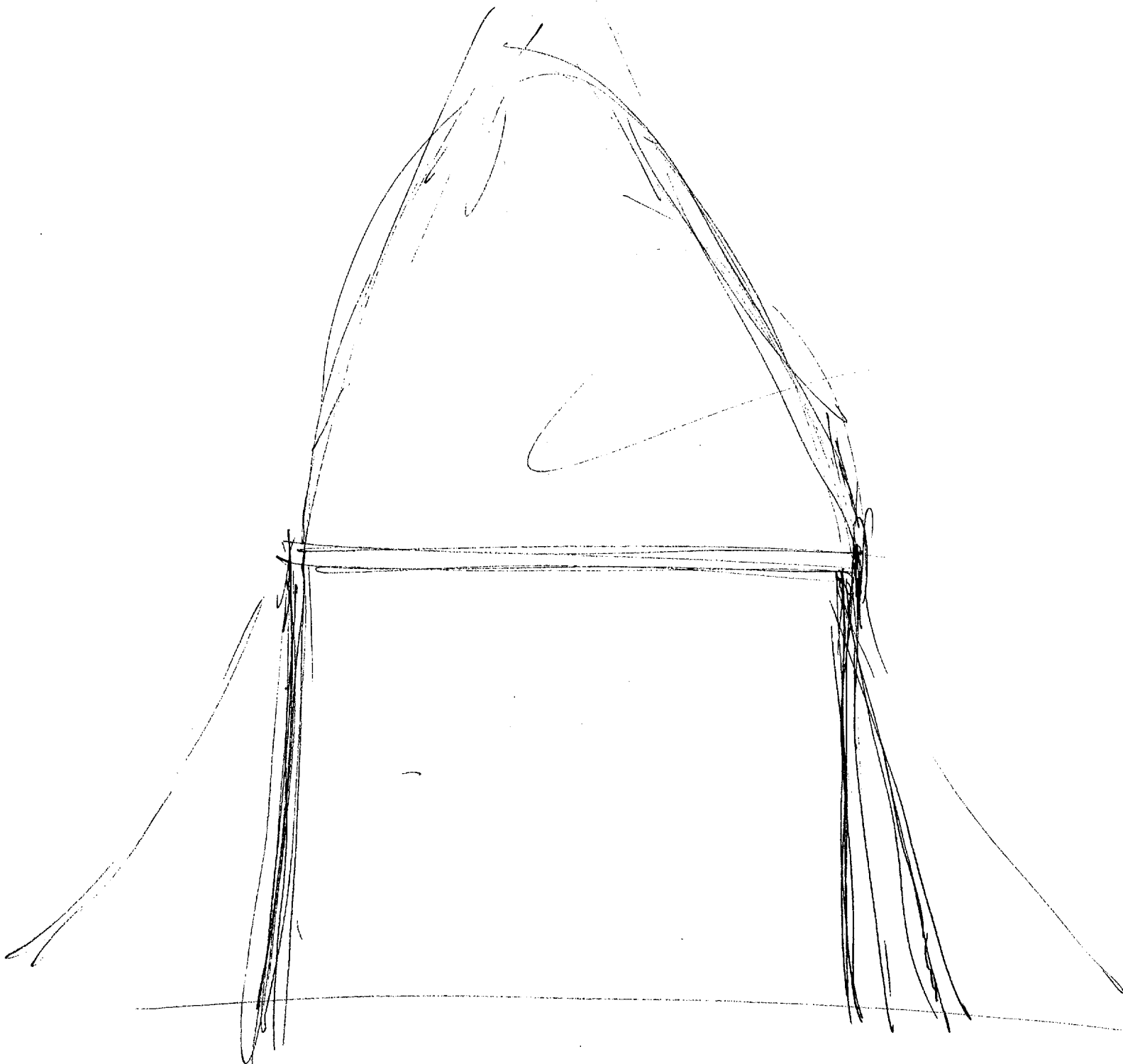


ADL MKK
COLLUSIA


12



AOL RPK
OBSERVATIONS.




17



ALL OK
SHINTO LATE

20



S2!

METALLIC C
SMOOTH C
HARD C

HOLLOW SOUND C

COOL PC

LIGHT/DARK PC
CONTRAST

EMPTY CFB
HOLLOW ~~PC~~

NOT STRONG ~~PC~~

DARK ~~PC~~ N
BLUES

VERTICAL C

SMOOTH C

POWDERY SMELL CFB

COOL AIR C

VARYING TEMP. PC

COLD SPOT PC

TALL C

VERY TALL C

DARK PC

COOL

HIGH C

ALL DARK
TASTE
TEMP.

QUIET CFB

STILL CFB

SOMETHING DOWN LOW C

OPEN C
WAST ~~PC~~

(22)

S2: DARK. C
 DARK INSIDE CFB
 CLEAN PC
 STRANGE SOUNDS PC

ALL DARK.
 LIKE MONKS

CORRUPT C
 HIGH C
 PLAIN CFB
 GASES N
 B LUS N
 CRYSTAL (TAN) N

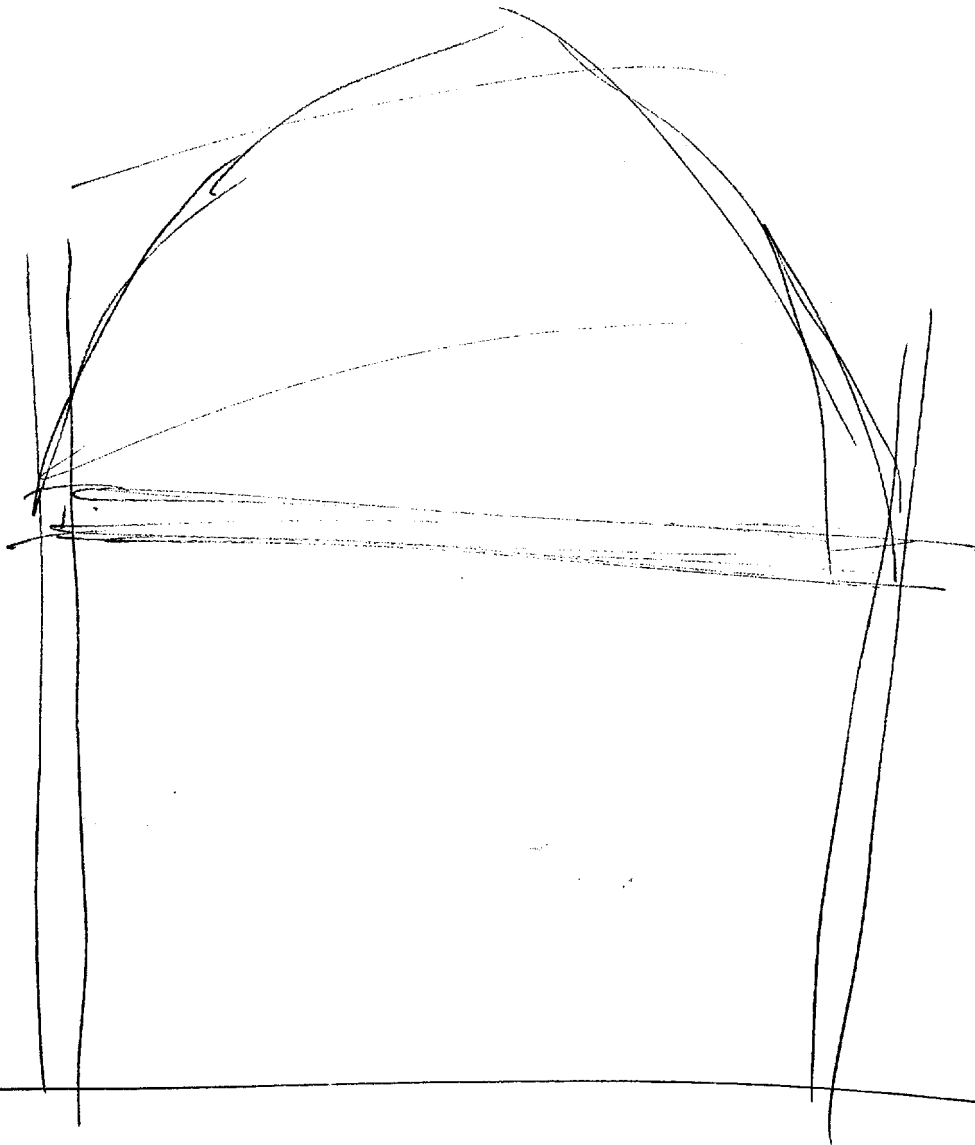
ALL DARK.
 TAJ MANTAL

COOL C
 STILL AIR PC

ALL DARK
 ANIMALS
 ALL DARK
 STRANGE SOUND

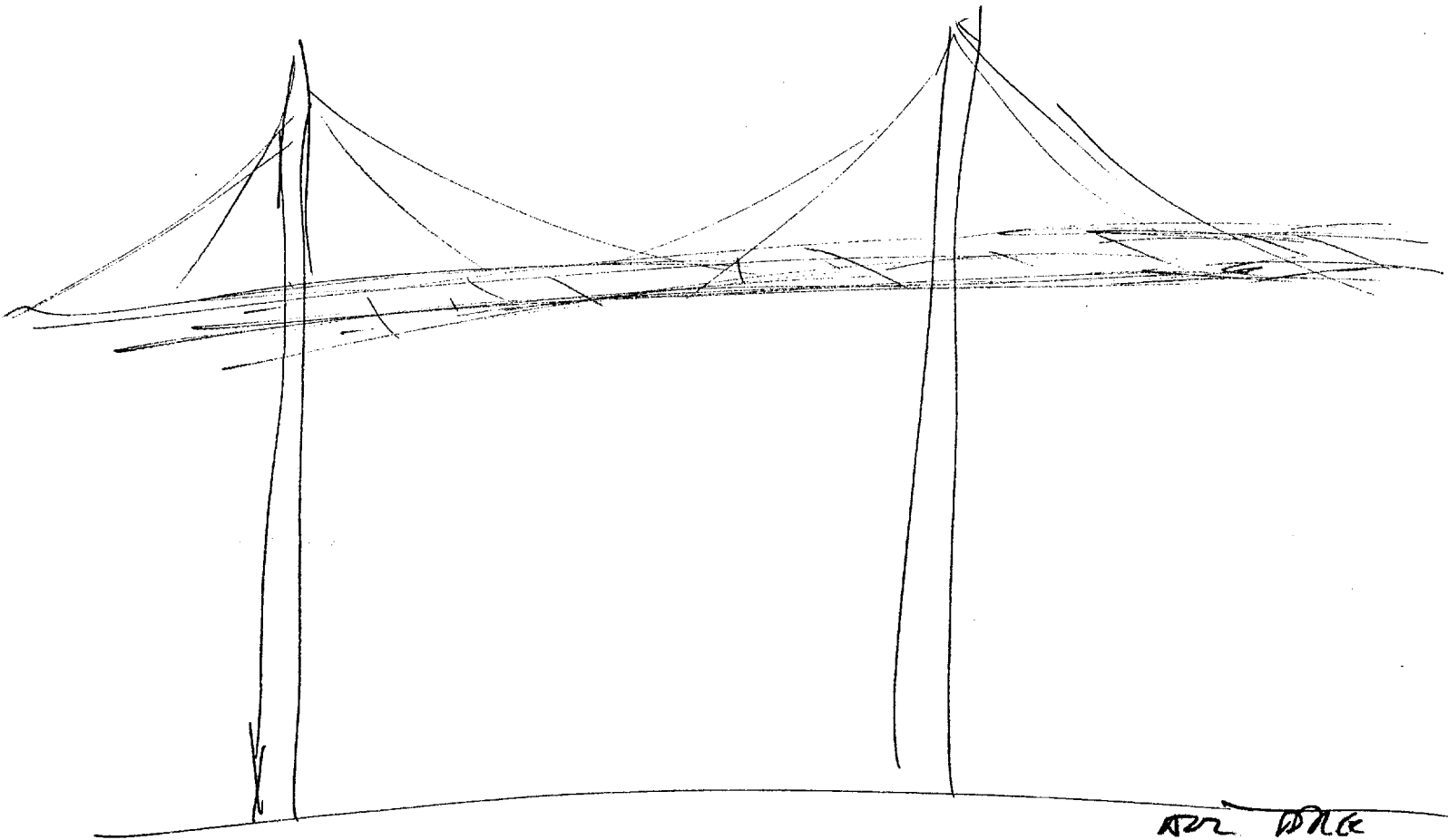
~~STRANGE SOUNDS~~

23



ALL AMK
FOOTBALL
FISH
HOL AMK.
WICKY NOT

24



ALL WORK
~~WORK~~
LONDON BRIDGE
MRC
CALDON GATE

SUMMARY: SITE IS A BRIDGE, W/ TALL
VERTICAL SUPPORTS + CURVED UPON POINTS.

SITE SMD
1456

Site 733

GOLDEN GATE BRIDGE

The second largest suspension bridge in the world. It spans the golden gate-a mile wide straight between the Pacific Ocean and the San Francisco Bay-and connects San Francisco with Marin County to the North. The bridge has a 4200 foot main span, second only to the Verranzo-Narrows Bridge in New York Harbor, and a total length of 8,981 feet. The \$35 million dollar structure was started in 1933 and opened in 1937. Joseph B. Strauss was the chief engineer and Othmar H. Amman (q.v.) was a consultant.

The two steel towers of the bridge, each 746 feet high, are the tallest bridge towers in the world. The towers, painted bright orange, support two cables, 36.5 inches in diameter, spaced 90 feet apart. The pier supporting the south tower is founded on bedrock 100 feet below the water surface. The pier, built 1125 ft from shore, is exposed to ocean storms and strong tidal currents. The bridge carries a roadway, 60 feet wide, divided into six lanes for vehicular traffic and there are plans to add a second lower deck. The view from the roadway about 250 ft above the water is spectacular.