

REMOTE VIEWING SESSION DATA

```

*****
*
* Remote Viewer : MR
*
* Interviewer : ED
*
* Observer(s) : _____
*
*
* Date : 24/07/86
*
* Starting time : 1520 hours, local
*
* Site # : 0027
*
* Site Acquisit.: (CRV) ERV PRV ARV BRV Other _____
*
* Working Mode : (GT) HEM Other _____
*
* Feedback class: (A) B C
*
*****

```

```

*****
*
* Ending time : 1530 hours, local
*
* Notes : _____
*
* Highest stage : 1
*
* Evaluation : -
*
*****

```



```

*****
*
* Actual site : GRANITE PEAK MOUNTAIN
*
* RV summary : STRUCTURE
*
*
*
*****

```

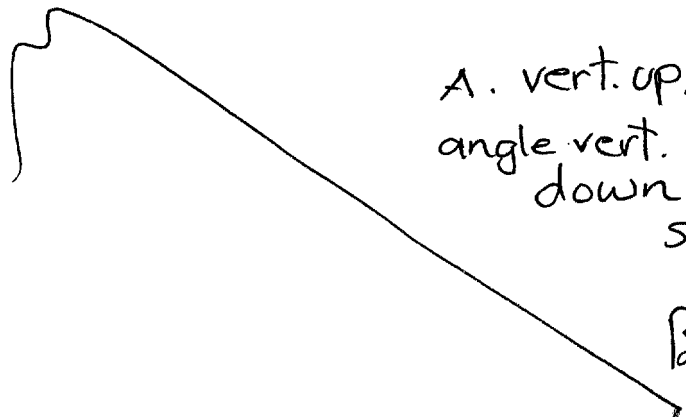
1520hrs

SG1B




A across, up, peak
incline down
solid

B. —————



A. vert. up, across,
angle vert. up. incline
down
solid

B. —————



A. across. sharp angle
up. incline down
solid


B. ←—————



A. across, sharp angle
up, incline down
solid

B. —————

SG1B



A. across, inline
down
solid

B. _____



A. across, reverse
angle up,
solid

B. STRUCTURE

END 1530hrs