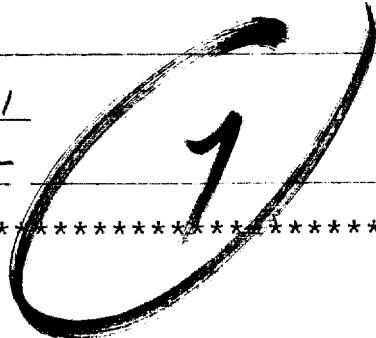


REMOTE VIEWING SESSION DATA

*
* Remote Viewer : MR ✓
* Interviewer : ED
* Observer(s) : _____
* _____
* _____
* Date : 19/08/86
* Starting time : 1413 hours, local
* Site # : 0189
* Site Acquisit.: CRV ERV PRV ARV BRV Other _____
* Working Mode : GT HEM Other _____
* Feedback class: A B C
*

*
* Ending time : 1426 hours, local
* Notes : _____
* Highest stage : 1
* Evaluation : -
*




*
* Actual site : EVERGLADES NATIONAL PARK
* RV summary : _____
* : _____
* : _____
*



A. across, up, peak,
incline down
hard

B. —————



A. across, curving up, peak
incline down

hard


B. —————



A. across, curving up,
peak, incline down
hard

B. —————

25° 28' N
80° 55' W



A. curving down, gently
curving up peak,
incline down
hard

B. 

25° 28' N
80° 55' W



A. curving down, angle up
sharply ^{peaks} curving up gently
over and across
hard

B. 

25° 28' N
80° 55' W



solid

A. curving down, sharp
angle up. over, incline
down across
hard

B. 

25° 28' N

80° 55' W



A. across, sharp
angle up, peak,
incline down
across, sharp up
hard

3. _____

END 1426 hrs