



REMOTE VIEWING SESSION DATA

*
* Remote Viewer : MR
*
* Interviewer : FA
*
* Observer(s) : _____
* _____
* _____
*
* Date : 22 / 08 / 86
*
* Starting time : 1014 hours, local
*
* Site # : 0195
*
* Site Acquisit.: (CRV) ERV PRV ARV BRV Other _____
*
* Working Mode : (GT) HEM Other _____
*
* Feedback class: A (B) C
*




*
* Ending time : 1017 hours, local
*
* Notes : _____
*
* Highest stage : 01
*
* Evaluation : _____
*



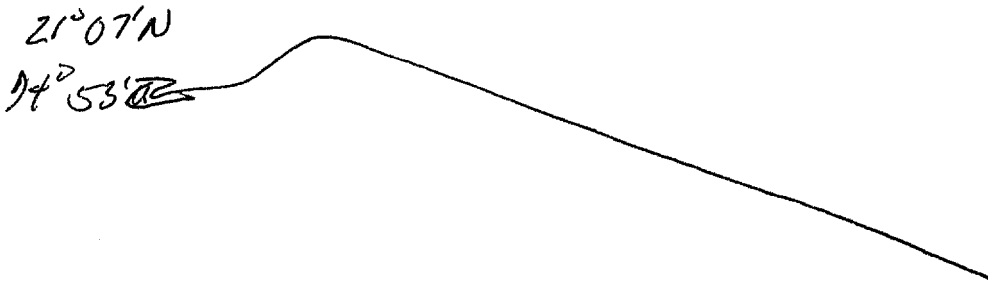
*
* Actual site : PAGAN, BURMA
*
* RV summary : _____
* _____
* _____
*



22 AUG 86
1014 hrs



A. conf break




A. incline up, over,
incl. down,
hard

P —————

21° 07' N

94° 53' E



A incline down,
angle up, peak, down
angle of peak, down
hard

B structures
AOL Break

END 1017hrs