

UNCLASSIFIED

INDEX

SUBJECT: Proposed Downgrading of Classified Documents for Cognitive Sciences Laboratory, Volume 1 & 2.

<u>DOCUMENT #</u>	<u>ORIG</u>	<u>DOC CONTROL</u>	<u>TITLE</u>
1	SRI	SAICMP91.388	<u>Targeting Requirements Task (U)</u>
2	SRI	SAICMP91.398	<u>Special Orientation Techniques (U)</u>
3	SRI	SAICMP91.385	<u>RV Reliability, Enhancement, and Evaluation (U)</u>
4	SRI	SAICMP91.390	<u>Feasibility Study on the Use of RV Detection Techniques to Determine Location of Targets (U)</u>
5	SRI	SAICMP91.396	<u>Countermeasures: A Survey and Evaluation (U)</u>
6	SRI	SAICMP91.386	<u>Audiolinguistic Correlations with the Quality of Remote Viewing Sessions (U)</u>
7	SRI	SAICMP91.419	<u>RV Reliability, Enhancement, and Evaluation (U)</u>
8	SRI	SAICMP91.447	<u>Review of the Research Conducted at SRI International (1973-1988) (U)</u>
9	SRI	SAICMP91.436	<u>Screening and Selection of Personnel: The Personality Assessment System (PAS) (U)</u>
10	SRI	SAICMP91.478	<u>The Effects of Hypnosis on Remote Viewing Quality (U)</u>
11	SRI	SAICMP91.481	<u>Photon Production (Chinese Replication) (U)</u>
12	SRI	SAICMP91.438	<u>Remote Viewing Evaluation Techniques (U)</u>

UNCLASSIFIED


SAICMP94.009

Copy 1 of 2

**Proposed Downgrading of
Classified Documents
for Cognitive Sciences Laboratory
Volume 1 of 2 (U)**

June 9, 1994

SG1J Presented to:



Contract MDA908-93-C-0004

Submitted by:

Edwin C. May, Ph.D.


Science Applications International Corporation

Cognitive Sciences Laboratory

P.O. Box 1412

Menlo Park, CA 94025

Encl 4



SRI International

*Final Report
Covering the Period October 1980 to October 1981*

May 1982

TARGETING REQUIREMENTS TASK (U)



CONTENTS

LIST OF TABLES.	iii
EXECUTIVE SUMMARY	iv
I OBJECTIVE.	1
II INTRODUCTION	2
III PROTOCOLS.	4
A. General Protocol.	4
B. Viewer Selection.	4
C. Distribution of Trials Across Session Conditions.	5
D. Transcript Evaluation	6
IV RESULTS.	8
A. Trial Collection.	8
B. Data Summaries.	8
C. Overall Findings.	8
1. Evidence for Remote Viewing.	15
2. Distribution of Results across Targeting Modes	15
3. Effects of Mid-Session Feedback.	17
4. Caveats.	18
V SUMMARY AND CONCLUSIONS.	21
REFERENCES.	24



TABLES

1	Distribution of Trials in Targeting Study.	5
2	0-to-7 Point Evaluation Scale for Target/Transcript Correspondence	7
3	Summary of RV Data for Viewer 557.	9
4	Summary of RV Data for Viewer 753.	10
5	Summary of RV Data for Viewer 688.	11
6	Summary of RV Data for Viewer 807.	12
7	All Data from 48 RV Trials, with Mean Values for Each Viewer and Each Session Category	13
8	Summary of Coordinate RV Trials with Mid-Session Feedback. .	14



[REDACTED]

EXECUTIVE SUMMARY

In this report we present the results of a four-month investigation, carried out by SRI International, to determine the relative effectiveness of various targeting procedures in use in remote viewing (RV). Three such procedures were investigated:

- (1) Beacon targeting, in which the viewer has had some personal contact with, or is given the photograph of, an individual at the target site.
- (2) Coordinate targeting, in which the viewer is given the geographical coordinates of the target site.
- (3) Abstract targeting, in which the viewer is only told that there is a target site to be described.

In our experiments with four remote viewers, three of whom performed reliably in the RV task (RV of San Francisco Bay Area sites), we did not find any overall significant differences in the efficacy of three targeting modes, subject to some variation because of individual preferences. Instead, reliable RV functioning with results of comparable accuracy was obtained with all three techniques.

As an additional task, we investigated the usefulness of giving the viewer limited mid-session feedback as to the general nature of the target site. We found that this procedure did not result in increased accuracy of description.

I OBJECTIVE

The objective of the "Targeting Requirements Task" was to determine the relative effectiveness of various targeting procedures for use in remote viewing (RV). If differences in relative effectiveness were found, SRI International was also to determine whether such differences depend on the characteristics of individual remote viewers or are widespread in nature.

II INTRODUCTION

In [SRI] [redacted] studies in RV over the past decade, several methods have been used to target the remote viewer on the site. Much of the early work used a person located at the target site as a target for the remote viewer.^{1-3*} We refer to this as Beacon RV, because in some sense the individual at the site can be said to act as a "homing" beacon. A second technique, which has often been used in [redacted] RV, and around which a training program is being developed,⁴ is Coordinate RV. In this procedure, the target site coordinates (latitude and longitude in degrees, minutes, and seconds) are given (with no further information) to the remote viewer who is to view the site. A third technique, which has been used occasionally with good success both in laboratory work and in [redacted] viewing, we call Abstract RV. In this approach, the remote viewer is simply told that there is a target site to be described; no further information is given.

These three techniques, with variations,[†] have been used successfully, at SRI, [redacted] and elsewhere. However, no systematic comparison of their relative effectiveness has been made to date.

This study compares the results of the use of the targeting techniques as described above under otherwise uniform RV conditions. The results are examined to determine whether significant quantitative differences exist as far as the quality of the RV product is concerned. These three

* References are listed at the end of the report.

† For example, in Beacon RV, the remote viewer may be introduced to the outbound person who is to act as a beacon, or simply be shown his photograph.



representative techniques were chosen for this study because they span the range, from the concrete to the abstract, of the targeting techniques typically required in [redacted] tasks.

Specifically, the targeting mode is varied over the three techniques. These techniques are designated here as Techniques A, B, and C (for Abstract, Beacon, and Coordinate, respectively). A variation of Technique C, designated C', is also incorporated into the study to examine whether modest feedback given to the viewer at mid-session about the general nature of the site increases accuracy in the remainder of the session.

[REDACTED]

representative techniques were chosen for this study because they span the range, from the concrete to the abstract, of the targeting techniques typically required in [REDACTED] tasks.

Specifically, the targeting mode is varied over the three techniques. These techniques are designated here as Techniques A, B, and C (for Abstract, Beacon, and Coordinate, respectively). A variation of Technique C, designated C', is also incorporated into the study to examine whether modest feedback given to the viewer at mid-session about the general nature of the site increases accuracy in the remainder of the session.

Repeat pass



III PROTOCOLS

A. General Protocol

The general protocol for the study is to closet a remote viewer with an experimenter at SRI, and, at a prearranged time, have the viewer describe an undisclosed remote site using the required targeting technique. The target site, one of sixty located in the San Francisco Bay Area within a 30-min driving radius of SRI, is selected by random number access to a target pool by a second experimenter in charge of overall protocol. For each viewer, target sites are used without replacement as the series progresses, so that no individual viewer has the same site twice. In all cases, the interviewer is blind to the target so that he is free to question the remote viewer to clarify his descriptions without fear of leading.

During the prearranged viewing period lasting 15-min, the viewer makes drawings of and records on tape his impressions of the target site. At the end of this viewing period, the interviewer collects the data for the file, finds out from the protocol experimenter what the target site was, and then takes the viewer to the site for feedback.

B. Viewer Selection

To evaluate fairly the effects of varying the target conditions, we chose to carry out the study with four relatively inexperienced SRI viewers, as opposed to the more experienced viewers who exhibit strong preferences for certain targeting techniques.

C. Distribution of Trials Across Session Conditions

Each of the four remote viewers chosen was asked to contribute twelve trials apiece, three trials each for each of the four techniques, A, B, C, and C'. This method provides a total of 48 trials, 12 in each of the four categories, distributed as shown in Table 1 below. Each of the viewers used the four techniques in a balanced, random intermixed order (e.g., BACC'ACB ...) as is usual in psychological studies with several stimulus categories.

Table 1

DISTRIBUTION OF TRIALS IN TARGETING STUDY

Viewer	Category			
	A	B	C	C'
557	3	3	3	3
753	3	3	3	3
807	3	3	3	3
688	3	3	3	3

The protocol experimenter tells the interviewer at the beginning of the session which technique is to be used. For Technique A, the interviewer simply informs the viewer that there is a target site to be described; no further information is given.

For Technique B, the viewer is either introduced in person to the outwardbound experimenter who will act as a beacon (Beacon Trial One), or is simply shown a photograph of an otherwise unknown outwardbound experimenter (Beacon Trials Two and Three). The reason for this inter-trial variation is to obtain additional information about the amount of viewer/beacon contact required.

For Technique C and C', the viewer is read the coordinates (in degrees, minutes, and seconds) for the site. For Technique C', the interviewer obtains from the protocol experimenter before session start an envelope containing general information about the site (e.g., "target site is a building exterior," "target site is an open outdoor area," and so forth.) In mid-session, after the viewer has described the site to the best of his ability, the interviewer opens the feedback envelope and gives this additional information to determine whether it stimulates increased accuracy and detail in the viewer's subsequent images of the site.

D. Transcript Evaluation

In early programs, transcript analysis was carried out exclusively on the basis of blind judging (matching) of transcripts to target sites.^{1, 2} This technique, although excellent with regard to demonstrating the presence or absence of a viable RV function, did not provide a uniform measure from transcript to transcript of the quality of RV functioning.

In the previous program, SRI, [REDACTED] developed a 0-to-7 point rating scale to be applied "nonblind", post hoc to the evaluation of transcripts.³ For no correspondence between transcript and target site, a 0 is assigned; for excellent correspondence a 7; and for intermediate correspondence an intermediate rating. The precise criteria for each rating is shown below in Table 2. A comparison (in the previous program) of the ratings produced with this approach against the ratings produced by the blind-judging approach for a 36-trial series showed statistically significant positive correlation between the two techniques. Furthermore, application of the 0-to-7 point scale to randomly matched transcripts and targets from that study yielded chance results. These two findings taken together establish that application of the 0-to-7 point scale provides a reliable, objective measure of RV quality. This

Table 2

0-TO-7 POINT EVALUATION SCALE FOR TARGET/TRANSCRIPT CORRESPONDENCE

Point	Value Assigned to the Point
7	Excellent correspondence, including good analytical detail (e.g., naming the site by name), and with essentially no incorrect information.
6	Good correspondence with good analytical information (e.g., naming the function) and relatively little incorrect information.
5	Good correspondence with unambiguous unique matchable elements, but some incorrect information.
4	Good correspondence with several matchable elements intermixed with incorrect information.
3	Mixture of correct and incorrect elements, but enough of the former to indicate viewer has made contact with the site.
2	Some correct elements, but not sufficient to suggest results beyond chance expectation.
1	Little correspondence.
0	No correspondence.

method was, therefore, chosen for evaluation of the transcripts for this targeting study.

[REDACTED]

IV RESULTS

A. Trial Collection

In accord with the protocols outlined in Section III, a total of 48 trials were carried out, 12 with each of four remote viewers. As summarized in Table 1, each viewer contributed three trials for each of the four techniques.

B. Data Summaries

Data summaries for each of the four remote viewers are tabulated in Tables 3 through 6, and a collective summary is provided in Table 7. Listed in the individual viewer Tables 3 through 6 are the trial numbers (1 through 12) and associated sites, targeting techniques and 0-to-7 point-scale accuracy ratings. (Two columns appear in the accuracy ratings for Category C'. Ratings in the first column were assigned on the basis of material produced before feedback only, while those in the second column apply to the transcript as a whole, including material generated following feedback. The effects of mid-session feedback are treated in detail in Table 8, in which we present a detailed session-by-session summary.)

C. Overall Findings

Most of the findings of this study are obtained by examination of Table 7. We, therefore, turn our attention for a moment to a detailed examination of this table.

The transcript ratings for each of the remote viewers, for each of the session categories, are shown in the individual boxes in the table. The techniques, listed across the top, are Abstract (A), Beacon (B),



Table 3

SUMMARY OF RV DATA FOR VIEWER 557

(Overall mean = 2.3---Does not show evidence for RV)

Trial Number	Target Site	Targeting Technique	Accuracy Rating	Mean Rating/ Mode
2	Allied Arts	A	5 } 2 } 3 } Abstract	3.3
7	Cabana Hotel	A		
12	Bubble Building	A		
1	Padre Statue	B	1.5 } 3 } 0 } Beacon	1.5
6	Baylands	B		
10	Depot Tunnel	B		
3	Mausoleum	C	3 } 1 } 1.5 } Coordinates	1.8
5	Railroad Trestle	C		
9	Boathouse	C		
4	Pool Complex	C'	4 } 2 } 1.5 } Coordinates with * Mid-Session Feedback	2.5; 3.0
8	Grocery Store	C'		
11	Underground Garage	C'		

* First set of evaluations are made on the basis of material generated before feedback; second set, on the basis of the entire transcript.





Table 4

SUMMARY OF RV DATA FOR VIEWER 753*

(Overall mean = 3.3--Indicates contact with target sites)

Trial Number	Target Site	Targeting Technique	Accuracy Rating	Mean Rating/ Mode
2	Dome House	A	0	1
8	Bridge in Park	A	1 } Abstract	
9	Salt Pile	A	2 }	
1	Children's Playground	B	6.5	6
5	Swimming Pool	B	5.5 } Beacon	
10	Church on Hill	B	6 }	
3	Varsity Theatre	C	5	2.7
7	Banana Records Building	C	0 } Coordinates	
11	Tennis Courts	C	3 }	
4	Cemetery	C'	1	3.5; 3.5
6	Miniature Golf	C'	2 } Coordinates with	
12	Victorian House	C'	6 } Mid-session Feedback †	
			5.5	
			3.5	

* The viewer shows significant differences between conditions A, B, C (one-way analysis of variance; $df_1 = 2$, $df_2 = 6$: $F = 7.69$ -- $F = 5.14$ required for $p < 0.05$).

† First set of evaluations are made on the basis of material generated before feedback; second set, on the basis of the entire transcript.



Table 5

SUMMARY OF RV DATA FOR VIEWER 688

(Overall mean = 4.0--Indicates contact with target sites with good correspondences)

Trial Number	Target Site	Targeting Technique	Accuracy Rating	Mean Rating/ Mode
2	Church on Hill	A	6	5.2
5	Locomotive Playground	A	6	
8	Ely Chevrolet	A	3.5	
1	Mills Florist	B	5	3.8
7	Salt Pile	B	3.5	
12	SRI Bike Shed	B	3	
3	Stanford Shopping Center	C	3	2.7
6	Boy Scout Fire Circle	C	3	
9	Palo Alto City Hall	C	2	
4	Underground Garage	C'	5	4.2; 3.5
10	Methodist Church	C'	3.5	
11	Art Museum	C'	4.5	
			2.5	Mid-Session Feedback*

* First set of evaluations are made on the basis of material generated before feedback; second set, on the basis of the entire transcript.



Table 6

SUMMARY OF RV DATA FOR VIEWER 807

(Overall mean = 4.1--Indicates contact with target sites with good correspondences)

Trial Number	Target Site	Targeting Technique	Accuracy Rating	Mean Rating/ Mode
2	Wallbanger's	A	6.5	4.2
7	Shielded Room	A	2.5 } Abstract	
10	Baylands	A	3.5 }	
1	Mills Florist	B	3.5	3.5
9	Bubble Building	B	2 } Beacon	
12	Miniature Golf	B	5 }	
3	Hoover Tower	C	3.5	4.7
4	Tennis Courts	C	5.5 } Coordinates	
5	Mausoleum	C	5 }	
6	Glass Slipper Motel	C'	4.5 3.5	4; 3.3
8	Victorian House	C'	3.5 3 } Coordinates with	
11	Varsity Theatre	C'	4 3.5 } Mid-Session Feedback*	

* First set of evaluations are made on the basis of material generated before feedback; second set, on the basis of the entire transcript.



Table 7
ALL DATA FROM 48 RV TRIALS, WITH MEAN VALUES FOR EACH VIEWER AND EACH SESSION CATEGORY

Viewer	A (Abstract)	B (Beacon)	C (Coordinates)	C'		Viewer Mean*
				(Coordinates Before Feedback)	(Coordinates plus Feedback) Including Feedback	
557	5 2 3 $\bar{x} = 3.3$	1.5 3 0 $\bar{x} = 1.5$	3 1 1.5 $\bar{x} = 1.8$	4 2 1.5 $\bar{x} = 2.5$	4 3 2 $\bar{x} = 3$	2.3 (non-RV)
753 [†]	0 1 2 $\bar{x} = 1$	6.5 5.5 6 $\bar{x} = 6$	5 0 3 $\bar{x} = 2.7$	1 6 3.5 $\bar{x} = 3.5$	2 5.5 3 $\bar{x} = 3.5$	3.3
688	6 6 3.5 $\bar{x} = 5.2$	5 3.5 3 $\bar{x} = 3.8$	3 3 2 $\bar{x} = 2.7$	5 5 2.5 $\bar{x} = 4.2$	3.5 4.5 2.5 $\bar{x} = 3.5$	4
807	6.5 2.5 3.5 $\bar{x} = 4.2$	3.5 2 5 $\bar{x} = 3.5$	3.5 5.5 5 $\bar{x} = 4.7$	4.5 3.5 4 $\bar{x} = 4$	3.5 3 3.5 $\bar{x} = 3.3$	4.1
Category Mean	3.4	3.7	3.0	3.5	3.3	
Category Mean of 3 Showing RV Function	3.4	4.4	3.3	3.9	3.4	


* Mode C' entry before feedback only used in calculating viewer mean.
[†] The viewer shows significant differences between conditions A, B, C (one-way analysis of variance; $df_1 = 2, df_2 = 6; F = 7.69--F = 5.14$ required for $p < 0.05$).

Table 8

SUMMARY OF COORDINATE RV TRIALS WITH MID-SESSION FEEDBACK
(Type C' Trials)

Viewer	Site	Rating Before Feedback	Rating Including Feedback	Postfeedback
557	Pool Complex	4	4	Some additional AOL,* but no significant further detail. Some additional correct detail: sign above entrance overhang, planters, benches, wall. Some additional AOL, plus additional correct detail about columns and a description of entrance ramp inside garage.
	Grocery Store	2	3	
	Underground Garage	1.5	2	
753	Cemetery	1	2	Some additional AOL, but also good feeling tones: formal, garden sense with someone working on it, as additional detail. A few sparse further correct details (large sphere, concrete) and some additional AOL. Brought in AOL from another target site.
	Miniature Golf	6	5.5	
	Victorian House	3.5	3	
807	Glass Slipper Motel	4.5	3.5	Detail of tree in wooden planter is good additional detail, but feedback called up a lot of additional AOL. AOL descriptions of Macy's and other places were elicited by feedback. No further correct detail was provided. Confirmed original perceptions, and added AOL about office buildings and grass.
	Victorial House	3.5	3	
	Varsity Theatre	4	3.5	
688	Underground	5	3.5	Feedback led to further mention of items already named, called up AOL and created confusion. No new correct details elicited by feedback. Further mention of details previously provided, along with some additional bits of AOL. After feedback, AOL details of specific building details provided--these were not correct.
	Methodist Church	5	4.5	
	Art Museum	2.5	2.5	

*AOL pertains to Analytical Overlay of memory and imagination.


Coordinates (C) and Coordinates with Feedback (C'). The latter (C') technique has two columns of transcript evaluation numbers; those made on the basis of material up to the point of mid-session feedback (first column), and those made for the entire transcript, including material generated after feedback (second column).

The bottom row shows the mean transcript numbers for each targeting technique averaged both for all four viewers and for the three viewers who showed evidence for reliable RV (discussed below). The right-hand column shows each viewer's twelve-trial mean. For Technique C', the numbers before feedback only are used in the calculation of these means so that they are not contaminated by the effects of feedback.

1. Evidence for Remote Viewing

The first overall result of the study is obtained by noting each viewer's twelve-trial mean (Table 7, right-hand column). The twelve-trial means for the four viewers are 2.3, 3.3, 4.0, and 4.1, respectively. Reference to the rating-scale definitions in Table 2 indicates that the last three of the four viewers in Table 7 produced means high enough to constitute evidence for relatively reliable remote viewing, while Viewer 557, the first viewer, did not do so. (For this viewer evidence for RV was not totally lacking because five of the twelve trials rated a 3 or higher; rather, trial-to-trial reliability was lacking.) We conclude, therefore, that robust RV was obtained with three of the four remote viewers.

2. Distribution of Results across Targeting Modes

To evaluate the results of using the alternative targeting techniques, A, B, and C, we examine the A, B, and C columns of Table 7. Examination of the means in the bottom row shows little difference between alternative targeting strategies. This is confirmed in detail by



statistical analysis of all the transcript rating numbers, both in the three-category X four-viewer matrix, and in the three-category X three-viewer matrix confined to the three remote viewers showing reliable RV functioning.* Therefore, the results obtained for Target Techniques A, B, and C were essentially the same.

As we examine the fine structure of individual viewer performance profiles, we find that the above conclusion for the group as a whole is especially reflected in the individual responses of the two stronger remote viewers, 688 and 807, who essentially did equally well with each of the three targeting techniques, as did the unreliable viewer, 557.†

Only in the case of the remaining successful remote viewer (753) do we find significant differences in the alternative targeting conditions; the Beacon (B) ratings are elevated, and the Abstract (A) ratings depressed, as compared with mean performance.† In this case, the viewer expressed from the beginning a strong preference for targeting on a beacon person, which seemed "natural," as compared with the increasing abstraction of the Coordinate (C) and Abstract (A) targeting technique. This preference for a particular targeting technique, correlated with better performance for that technique, can be contrasted with the lack of expressed preference on the part of the other viewers plus their relatively stable performance using the alternative techniques.

These results, taken together, lead us to conclude that there are no inherent differences in the use of Abstract (A), Beacon (B) or

* One-way analysis of variance: 3×4 ; $df_1 = 2$, $df_2 = 33$; $F = 0.47$ ($F = 3.29$ required for $p < 0.05$). 3×3 ; $df_1 = 2$, $df_2 = 24$; $F = 0.95$ ($F = 3.40$ required for $p < 0.05$).

† One-way analysis of variance: $df_1 = 2$, $df_2 = 6$ ($F = 5.14$ required for $p < 0.05$). $F(688) = 4.02$; $F(807) = 0.40$; $F(557) = 1.51$; $F(753) = 7.69$.

[REDACTED]

Coordinate (C) targeting techniques, but personal bias or preference on the part of a viewer can skew the relative effectiveness of these alternative targeting techniques in practice.

Finally, no differences of note were observed in Technique B (Beacon) between the first trial, in which the remote viewer is introduced in person to the individual who is to act as a beacon, and the second and third trials, in which the remote viewer is simply shown the photograph of an otherwise unknown beacon person.*

3. Effects of Mid-Session Feedback

In a series of twelve Coordinate Trials (labeled C'), three each contributed by each of the four remote viewers, viewers were given rudimentary mid-session feedback after providing initial descriptions on the basis of coordinate targeting (as in a C Trial). The interviewer then encouraged further response from the remote viewer.

The feedback material used was prepared in advance by the experimenter in charge of overall protocol, and was unknown to the interviewer until that moment in the RV session when he opened an envelope containing feedback information and disclosed its contents to the viewer.

The type of feedback given was designed to be as "nonleading" as possible, meant only to give the viewer some verification if he were already on the right track. The feedback was in the form of a single phrase, such as "an expansive interior location" for an underground garage, or "an outdoor open area with structures" for a cemetery.

The data from the twelve C' trials with mid-session feedback are summarized in two columns of Table 7 and in Table 8. Comparison of the

* One-way analysis of variance: $df_1 = 1$, $df_2 = 6$; $F = 0.25$ ($F = 4.96$ required for $p = 0.05$)



means in the bottom row for the results with feedback (second C' column) against the results, either of the same session before feedback (first C' column), or the Coordinates targeting without feedback (C column), shows no significant differences, either enhancement or degradation. This holds considering all the viewers, or just the three with reliable functioning.*

Specific session-by-session detail is presented in Table 8. It is clear from these data that feedback, presented in the form described, was not generally helpful in increasing the accuracy of postfeedback elaboration. Instead, in the majority of trials, the feedback appeared to trigger Analytical Overlay (AOL) of images from memory and imagination, resulting in some (though not significant) degradation of the description provided before feedback, at least in those cases where the initial description was good. In the few cases where the rating improved after feedback, the improvement can be attributed to leading from the feedback, because the results in those cases still showed little evidence for RV functioning.

Overall, then, there was no evidence that mid-session feedback led to improved accuracy. Instead, there was a trend (though statistically insignificant) toward degradation of the result by AOL.

4. Caveats


In regard to the effects of mid-session feedback just described, care must be taken not to generalize that intrasession feedback in any form is necessarily unproductive; only that there was no evidence that feedback in the form given was useful. Evidence is emerging in another

* All viewers, one-way analysis of variance: $df_1 = 1$, $df_2 = 22$, $F = 4.3$ required for $p < 0.05$: $F(C'$ before and after feedback) = 0.16, $F(C$, C' after feedback) = 0.44. Three reliable viewers: $df_1 = 1$, $df_2 = 16$, $F = 4.49$ required for $p < 0.05$: $F(C'$ before and after feedback) = 0.53, $F(C$, C' after feedback) = 0.03.





study,⁴ for example, that simple statements of "correct," given in immediate response to correct viewer statements can be helpful, paralleling similar evidence in computer "guessing game" studies in which immediate feedback appears to lead to increasingly elevated performance profiles.⁵ We have shown, however, that descriptive statements of fact about a site, given after a lengthy narrative by a viewer, may not be helpful.

With regard to the effects of a different kind of feedback, post-session access to information about the site, the targeting study was designed to parallel as closely as possible protocols that hold under operational conditions. As such, because feedback to the remote viewer is often made available at some future time, in our study we also provided feedback. In this case we took the viewer to the site following each session. Such post-experiment feedback provides, however, a confounding factor, both in our study and in  tasking in general: namely, the possibility of obtaining information via a precognition channel. At this point we have no data on whether a significant portion of the information is transferred via this channel in a typical RV session. It is only known, primarily from RV data generated in other laboratories,⁶ that a precognitive channel can provide significant amounts of information in studies designed to focus on this aspect.

To determine as best we could whether there was any evidence in this study for precognitive effects, we examined the transcripts and flagged references to future site visitation that might in principle trigger use of a precognitive channel. An average of approximately one reference per transcript met this criterion (49 references in 48 transcripts).

To determine first whether any potential effects of feedback precognition might be distributed unevenly across the session categories, and thereby possibly compromise the effort to compare targeting techniques, a statistical analysis of the distribution of future feedback references



in the transcripts was done. (The number of references totalled 16, 11, and 14 for Targeting Techniques A, B, and C, respectively.) No evidence was found for an uneven distribution across session conditions, indicating no evidence for compromise caused by an uneven distribution of future-feedback references.*

To check the matter further, we investigated whether there was any evidence that references to future feedback resulted in higher individual transcript ratings, because a positive correlation between references and ratings might indicate that triggered precognition played a major role. Altogether, with 49 such references distributed across 48 transcripts, we found by statistical test that the correlation coefficient between number of references per transcript and transcript ratings was not significant ($r = 0.08$, $p = 0.70$).

Thus, we find no evidence that statements that might in principle encourage use of a precognitive channel had any effect, either for individual transcript ratings or for the differential comparisons between targeting conditions. The possibility of precognitive influence is, therefore, limited to the global possibility that a significant amount of information comes via the precognitive mode when it is available, simply because it is available. A separate study with feedback withheld on a random basis is required to resolve this global question.

* One-way analysis of variance: $df_1 = 2$, $df_2 = 33$, $F = 0.52$ ($F = 3.29$ required for $p < 0.05$)



V SUMMARY AND CONCLUSIONS

In this study, "Targeting Requirements Task", we investigated the relative effectiveness of three alternative RV targeting techniques in use at the present time. The techniques are:

- (1) Beacon targeting, in which the remote viewer has had personal contact with, or is given a photograph of an individual located at the target site at the time of viewing.
- (2) Coordinate targeting, in which the remote viewer is given the geographical coordinates (latitude and longitude, in degrees, minutes and seconds) of the remote site to be described.
- (3) Abstract targeting, in which the remote viewer is told only that there is a site to be described.

In addition, as a secondary task we also investigated the efficacy of giving the remote viewer limited mid-session feedback as to the general nature of the target site whose more detailed description we were seeking.

To address these issues, we collected a total of 48 RV trials over a four-month period, using San Francisco Bay Area locations as the target sites. These 48 trials, twelve from each of four remote viewers, were divided into two groups: thirty-six trials evenly distributed across the three targeting techniques (Beacon, Coordinate and Abstract), and an additional twelve coordinate trials in which mid-session feedback was given, to be compared with those coordinate trials without mid-session feedback. Relatively inexperienced viewers were used to minimize a priori bias with regard to the efficacy of one targeting technique over another.

Before discussing the specific results of the study we note that the
findings of this study are consistent with those of other studies.



typical [redacted] RV sessions, which include the possibility of eventual future feedback to the viewer as to "ground truth." The results obtained in this study, as in many [redacted] tasks, are, therefore, subject to the caveat that a global precognitive channel could be operative, and it is recommended that this issue be examined separately in future work.

The results of this study are summarized as follows:

- Three of the four viewers exhibited reliable RV functioning.
- For the viewers as a group (and for the successful viewers as a subgroup), no significant differences as to the efficiency of one targeting technique over another emerged; all three techniques provided useful data of comparable accuracy, indicating that there is little, if any, intrinsic difference between the modes.
- For one of the successful viewers, who quickly developed an order of preference for targeting techniques, significant differences were noted, aligned with the expressed preferences; we take this to indicate that the apparent intrinsic equality of the technique evidenced in the overall results of the study can be modulated by personal preference or bias, and so the choice of targeting must be tempered by this factor.
- In the case of Beacon Targeting, no significant difference between personal contact and the use of a photograph was evident.
- Mid-session feedback in the form given (limited feedback as to the general nature of the site, following the development of a coherent 15- or 20-min narration by the viewer) yielded no significant improvement in accuracy, and some (though statistically nonsignificant) evidence for degradation of accuracy, at least in the better transcripts.

We, therefore, conclude that remote viewers can describe remote sites of interest with equal accuracy, using Beacon, Coordinate, or Abstract Targeting Techniques, subject only to their individual preferences. Attempts to increase the accuracy of such results by providing mid-session




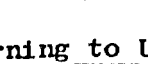





descriptive feedback as to the general nature of the site, are, however, not likely to be successful.



REFERENCES

1. H. E. Puthoff and R. Targ, "A Perceptual Channel for Information Transfer over Kilometer Distances: Historical Perspective and Recent Research," Proc. IEEE, Vol. 64, pp. 329-354 (March 1976), UNCLASSIFIED.
2. H. E. Puthoff, R. Targ, and E. C. May, "Experimental Psi Research: Implications for Physics," in The Role of Consciousness in the Physical World, Ed. R. Jahn, AAAS Selected Symposium 57 (Westview Press, Inc., Boulder, CO, 1981), UNCLASSIFIED.
3. R. Targ; H. E. Puthoff, B. S. Humphrey, and E. C. May, "Special Orientation Techniques (U)," Final Report,  SRI International, Menlo Park, CA (June 1980), .
4. H. E. Puthoff, "RV Reliability, Enhancement, and Evaluation (U)," Final Report,  SRI International, Menlo Park, CA (February 1982) .
5. C. T. Tart, Learning to Use Extrasensory Perception (University of Chicago Press, Chicago, Il, 1976), UNCLASSIFIED.
6. J. P. Bisaha and B. J. Dunne, "Multiple Subject and Long-Distance Precognitive Remote Viewing of Geographical Location," in Mind At Large: Institute of Electrical and Electronic Engineers Symposia on the Nature of Extrasensory Perception, Ed. C. T. Tart, H. E. Puthoff, R. Targ (Praeger Press, New York, NY, 1979), UNCLASSIFIED.



*Final Report
Covering the Period 1 May 1979 to 31 March 1980*

June 1980


SPECIAL ORIENTATION TECHNIQUES (U)

SRI International



CONTENTS (U)

LIST OF ILLUSTRATIONS (U)	v
LIST OF TABLES (U)	vii
I OBJECTIVE (U)	1
II INTRODUCTION AND SUMMARY (U)	3
A. Basic Program Structure (U)	3
B. Task Summary (U)	6
C. Report Organization (U)	8
III BACKGROUND (U)	9
A. Screening (U)	9
B. Remote Viewing Protocols for the Description of Local (San Francisco Bay Area) Target Sites (U)	11
1. Basic Procedural Design (U)	12
2. Remote Viewer/Interviewer Roles (U)	14
3. Target Pool Selection (U)	14
4. Target Storage and Access (U)	15
5. Remote Viewer Orientation (U)	16
6. Interviewer Behavior (U)	17
7. Target Person ("Beacon") Behavior (U)	18
8. Post-Experiment Feedback (U)	19
9. Evaluation Procedure (U)	19
IV ORIENTATION PROGRAM--PHASE ONE (U)	25
A. Remote Viewing of Local Target Sites (U)	25
B. Summary of the Six Series (U)	26



- 1. Viewer No. 155 (U)
- 2. Viewer No. 292 (U)
- 3. Viewer No. 372 (U)
- 4. Viewer No. 468 (U)
- 5. Viewer No. 518 (U)
- 6. Viewer No. 690 (U)

- C. Analysis of Transcript Correlations (U)
- D. Summary of Judging Results for Local Target Sites (U)
- E. Phase-One Conclusions (U)


- V ORIENTATION PROGRAM--PHASE TWO (U)
- A. Remote Viewing (RV) of 35-mm Slides (U)
 - 1. Viewer No. 372 RV (U).
 - 2. Viewer No. 518 RV (U).
 - 3. Comparison of Blind Judging and Accuracy Ratings for 35-mm Slides (U)
- B. Future Remote Viewing (FRV) (U)
 - 1. Viewer No. 468, RV and FRV of 35-mm Slides (U)
 - 2. Viewer No. 292, RV and FRV of 35-mm Slides (U)
 - 3. Viewer No. 155, RV and FRV of 35-mm Slides (U)
 - 4. Viewer No. 155, FRV of Local Target Sites (U).
- C. Extended Remote Viewing (ERV), Viewer No. 518 (U)
 - 1. Background (U)
 - 2. Pilot Effort (U)
 - 3. Formal Series (Six Trials) (U)
 - 4. Discussion (U)
- D. Remote Viewing of Alphabet Letters (U).
- E. Coordinate Remote Viewing (CRV) with Immediate Feedback (U).

- VI CONCLUSIONS AND RECOMMENDATIONS (U).



ILLUSTRATIONS (U)

1	Stanford Art Museum Target (a), and Response (b), by Viewer 372 (U)	5
2	Beacon Tower in Vicinity of Control Tower Target at Palo Alto Airport (a), and Response by Viewer No. 292 (b) (U) . .	33
3	Windmill Target and Responses by Viewers S5 (a) and No. 468 (b) (U).	45
4	Redwood City Cross Target, and Responses of Viewers 372 (a) and 155 (b) (U).	46
5	Pedestrian Overpass Target, and Responses of S4 (a) and No. 155 (b) (U).	48
6	Distribution of 36 Target/Transcript Correspondences for Local Target Sites (6 subjects, 6 transcripts each), Showing More than 50% First-Place Matches (U).	49
7	Comparison Between Blind-Judge Rankings and Accuracy Assessments (U).	51
8	Ultra Modern Dome House--Target, and Viewer 372 Drawing (U).	61
9	Mount Alverno Conference Center, and Viewer 372 Drawing (U).	62
10	Stanford Shopping Center--Target, and Viewer 372 Drawing (U).	63
11	Varsity Theatre Arcade--Target, and Viewer 518 Drawing (U).	64
12	Victorian House--Target, and Viewer 518 Drawing (U).	65
13	Glass Slipper Motel--Target, and Viewer 518 Drawing (U). . .	66
14	Stanford Shopping Center--Target, and Response of Viewer No. 468 (U)	72
15	Target Slide, and Viewer 292 Response Fifteen Minutes Before Random Selection of Target (U)	76
16	Target Slide, and Viewer 272 Response Fifteen Minutes Before Random Selection of Target (U)	77



- 17 Copper Pitcher and Viewer No. 518 ERV Response (U)
- 18 Food Mill Target and Viewer No. 518 ERV Response (U)
- 19 Straw Hat Target and Viewer No. 518 ERV Response (U)
- 20 Tripod Target and Viewer No. 518 ERV Response (U).
- 21 Antenna and Viewer No. 518 ERV Response (U).
- 22 Globe Target and Viewer No. 518 ERV Response (U)





TABLES (U)


1	Results of Transcript Concept Analysis of a Remote Viewing Experiment (U)	22
2	0-7 Point Accuracy Rating Scale for Target/Transcript Correspondence (U)	27
3	Total Scores for Each of the Six Viewers in Phase-One Orientation Program (U).	52
4	Distribution of CRV Target/Response Matchings (U).	98
5	Program Summary (U).	100


: :





I OBJECTIVE (U)

 The objectives of this program are the optimization of remote viewing (RV) protocols, the orientation of selected individuals to reach enhanced levels of ability, and the establishment of screening procedures to enlarge the population from which individuals are selected.



II INTRODUCTION AND SUMMARY (U)

A. Basic Program Structure (U)

[REDACTED] In this report we present results and assessments of a one-year program for the optimization of remote viewing [REDACTED]

[REDACTED] The objective of this program was to familiarize these individuals with the SRI remote viewing protocols, to produce enhanced levels of ability, and to establish screening tests and procedures for enlarging the population from which such individuals are selected.


(U) For the past seven years SRI International has been investigating a human perceptual/processing ability called remote viewing (RV). This is the subject matter of the current study, and it pertains to the acquisition and description, by mental means, of information blocked from ordinary perception by distance or shielding and generally considered to be secure from such access.

[REDACTED] At the start of this program, six individuals were chosen [REDACTED] [REDACTED] to participate in an RV technology transfer. With the exception of one of the six who had participated in an ESP study several years earlier, these participants when selected were inexperienced with regard to paranormal perception in general, and RV in particular. A variety of different training protocols were examined with the goal of helping the participants familiarize themselves with the SRI RV techniques. Formal assessment and transfer series were carried out with each of the six participants, in which they were asked to use mental imagery processes to describe distant geographic locations (bridges, roads, buildings, etc.), hidden 35-mm slides of similar sites, and objects placed in a controlled-access location. Several other information series were carried out. These





(U) Four of the six participants each produced results that departed significantly from chance expectation in assessment series that were formally judged by very strict criteria. The other two produced results in the assessment series that were also suggestive of paranormal perception. Overall, this result constitutes highly significant performance ($p = 4 \times 10^{-5}$, or odds of one in 25,000 of such a result occurring by chance).

 We are including in this introduction one illustrative example of an RV trial for a real-time San Francisco Bay Area outdoor target. The viewer, No. 372, who contributed this data, produced a mixture of responses, some excellent and some noncorresponding, in his two series at SRI. Several of his descriptions were among the best obtained in the program, and his overall consistency in performance resulted in both of his individual series reaching statistical significance.

(U) Current and proposed programs are directed at training participants to bring their RV ability under more conscious control, and to learn to recognize and overcome the factors that limit RV reliability. These limiting factors center around the generation of erroneous data by the viewer from his memory and imagination. An example of the successful resolution of such noise is the following.

(U) The viewer was closeted with an interviewer in the laboratory at SRI to await the target team's arrival at their destination. The target was the Stanford Art Museum on the Stanford campus. The viewer made several tentative outline sketches of different shapes that he said were "associated with the face of a building." Finally, he made a careful perspective drawing of the building he was visualizing. A photograph of the target is shown in Figure 1(a), and the viewer's drawing is shown for comparison in Figure 1(b). The viewer's narrative described the face of the building as follows: "There is a white and black pattern, a white







(U)

and black striped pattern." ... "It's like an inverted rectangle, with a square fastened to the back, or a rectangle laid down behind it." "I have the sense that there are two buildings in one. One building." "I have the sense that there is dirt by the walls" He went on to talk about trees, flowers, and bicycles, all of which can be found directly in front of the target building.

B. Task Summary (U)

(U) In the following we briefly summarize results of the various perceptual tasks that were undertaken:

- (U) Bay Area Target Site Remote Viewing. In the Phase One activities, six RV trials with local San Francisco Bay Area sites as targets were carried out with each of the six viewers. In these six series, four of the viewers each produced results that were independently significant ($p < 0.05$), making the series as a whole strongly significant ($p = 4 \times 10^{-5}$; odds of one in 25,000).
- (U) Remote Viewing of 35-mm Slides. These trials were carried out under varying conditions for five viewers in Phase Two. One viewer, who generated significant results in Phase One, was again independently significant in his description of distant slides. A second viewer, also producing significant results in Phase One, produced drawings in Phase Two that were formally judged to have significant correlations with the slide targets, although his verbal material did not. A third viewer was asked to describe slides before they were chosen, that would be shown to him at a later time. His results were suggestive of success ($p = 0.1$) but not statistically significant. Similar trials with two other viewers were also encouraging but nonsignificant.
-  Remote Viewing in a Room A viewer who was successful in the slide viewing trials also carried out a series using extended remote viewing, in which he spent more than an hour on each of six attempts to describe objects held in a room 

[REDACTED]

[REDACTED] Two judges evaluated this viewer's responses: one judged it significant ($p = 0.05$), and one just missed significance.



- (U) Alphabet Targets. A viewer successful in both Bay Area remote viewing and slide trials also participated in a series in which he attempted to describe alphabet letters in a distant location. This was not a formal series, since the protocol, which was exploratory in nature, was changed several times during the series. However, the percentage hits result indicates that the viewer was in contact with the target letters at a rate higher than would be expected by chance. These data, taken in conjunction with data generated on another program, show promise that this ability can be developed.
- (U) Correlated Responses. In the course of the year's work, targets were repeated from time to time as a result of random selection from a target pool of sixty. In some cases we obtained strikingly similar responses (even when incorrect) from the different viewers who encountered these repeated targets. These responses also correlated well with responses obtained from other viewers over past years of research. The observation of such a result indicates the possibility that given target stimuli trigger characteristic responses, which could be tabulated in a "dictionary" of site attributes.
- [REDACTED] Coordinate Remote Viewing (CRV). Three of the viewers took part in CRV exercises in which they were asked to describe distant locations anywhere on the globe, given only the geographical coordinates of latitude and longitude. This is an ability that has been well demonstrated by some of our experienced participants, and similar encouraging results were obtained in these trials [REDACTED]. One exercise which was sufficiently lengthy to justify analysis was found to be statistically significant at $p = 0.0083$ (odds of one in 120).

[REDACTED] From these studies we find evidence that the SRI RV technology is transferable; one of the [REDACTED] viewers turned in clearly superior performances, and three others produced successful (statistically significant) remote viewing at a level to indicate useful information transfer.

C. Report Organization (U)

(U) In Section III we describe the SRI RV protocols, including results from the past, and our expectations for the present program. We also discuss the screening procedures used to select viewers and the judging procedures used to evaluate the results of the investigations carried out in the current program.

(U) In Section IV we describe the first phase of the study, in which we systematically carried out RV trials with the participants to obtain baseline data from each under similar experimental conditions.


 In Section V we present the exploratory work carried out in Phase Two in an effort to extend the repertoire of RV tools available to  personnel.

(U) Our conclusions and recommendations are presented in Section VI.

III BACKGROUND (U)

(U) With the overall objective of improving the reliability of psychoenergetic functioning, we have in the past investigated several different screening procedures, familiarization/training protocols, and judging techniques, both with the goal of developing procedures useful in identifying gifted remote viewers, and of providing the most optimal strategies to permit individuals to exploit the RV phenomenon to useful ends. In this section we provide background data on each of these areas.

A. Screening (U)

 One of the goals of the program was to pursue the question of the establishment of screening procedures to enlarge the population from which individuals are selected for RV work.


(U) In the psychoenergetics field in general, two approaches to screening have been pursued; screening by profile, and screening by performance. Both have been examined to a limited degree in this program.

(U) In screening by profile, one attempts to establish physiological and/or psychological parameters which differentiate high-performance from low-performance individuals. In an early program SRI carried out an extensive profiling program on gifted individuals and controls. The tests included a comprehensive medical evaluation, including X-ray scans of the brain, and comprehensive psychological and neuropsychological profiling. The following list of tests administered gives an idea as to the thoroughness of the evaluations: Wechsler Adult Intelligence Scale (WAIS), Bender Gestalt Visual Motor Test, Benton Visual Memory Test, Wechsler Memory Scale, Luscher Color Test, Strong Vocational Interest Blank, Minnesota




(U)

Multiphasic Personality Inventory (MMPI), Edwards Personality Preference Schedule (EPPS), Rorschach Inkblot, Thematic Apperception Test (TAT), Halstead Category Test, Tactual Performance Test, Speech Perception Test, Seashore Rhythm Test, Finger Tapping Test, Trail Making Test, Knox Cube Test, Raven Progressive Matrices, Verbal Concept Attainment Test, Buschke Memory Test, Grooved Pegboard Tests, Gottschaldt Hidden-Figures Test, and the spatial relations subtest of the SRA Primary Mental Abilities Test. The overall result of this testing was that no clear profile parameters emerged on which an a priori screening procedure could be based.*

 In contrast to formal testing, however, several years observation of remote viewers by SRI researchers has led to an informal guide based on subjective evaluation of the personality traits of successful viewers. This rule-of-thumb guide is based on the observation that successful remote viewers tend to be confident, outgoing, adventurous, broadly successful, individuals with some artistic bent. With this as a guide, the sponsor considered a population of 250 potential candidates for the RV program. Of these, 117 were interviewed, resulting in a pool of 30-35 individuals for potential active use in the program. With regard to the SRI orientation program, ten of these were selected for interview by the SRI team, of which six were chosen for active participation in the SRI program. This constitutes the level of screening by profile.

(U) In screening by performance, a number of unselected or pre-selected individuals are given a psychoenergetics task to perform. Those performing successfully are then said to be screened by the task, and are then graduated to further tasking.

* (U) H. Puthoff and R. Targ, "Perceptual Augmentation Techniques (U)", Final Report, SRI Project 3183, SRI International, Menlo Park, CA (December 1, 1975), 

[REDACTED] In this study, the six individuals pre-screened by interview were then screened by performance on a six-trial RV series involving local San Francisco Bay Area locations as target sites. Four of the six participants produced results that individually were statistically significant. Since this overall result is itself statistically significant we take as evidence that the interview selection (screening) procedure based on the SRI-supplied informal guidelines was successful, keeping in mind that the sample is too small to make an absolutely definitive statement.

[REDACTED] Furthermore, taking the initial six-trial series as a performance-screening instrument, we found that the four high-performance individuals in this series continued to perform with good success in additional tasks, while the two lower-performance individuals were also less successful in later tasks. We consider this to be an important finding.

(U) From these overall results we conclude that pre-screening on the basis of interview, following the informal SRI guideline criteria, and screening by performance, using the SRI Standard RV Protocols, both constitute basic screening tools that in this program provided reliable indicators of success in psychoenergetic performance.


B. Remote Viewing Protocols for the Description of Local (San Francisco Bay Area) Target Sites (U)

(U) As a result of efforts over the years to develop an optimum psychoenergetic task appropriate for screening and training, we have settled on a standard remote-viewing (RV) procedure which is a refined version of that described in our Proc. IEEE paper.* The elements of the

* (U) H. E. Puthoff and R. Targ, "A Perceptual Channel for Information Transfer over Kilometer Distances: Historical Perspective and Recent Research," Proc. IEEE, Vol. 64, pp. 329-354 (March 1976).

2. Remote Viewer/Interviewer Roles (U)

(U) An important methodological aspect of the SRI RV protocols is based on the fact that the remote viewer/interviewer team constitutes a single information gathering unit in which the remote viewer's role is designed to be that of perceiver/information source, and the interviewer's role is designed to be that of analytical control.

 This division of labor is designed to mirror the two primary modes of cerebral functioning; namely, the nonanalytic cognitive style (related to brain function) that predominates in spatial pattern recognition and other holistic processing (and is hypothesized to predominate in psi functioning), and the analytical cognitive style that predominates in verbal and other analytical functioning.* (Only very experienced remote viewers appear to have the ability to handle both cognitive styles simultaneously.) The interviewer role, removing as it does the burden of analytical functioning during exercise of the RV faculty, appears to be a key element in generating the level of success required in operational programs, and we attribute the success of the SRI RV protocols in large part to this innovative design which appears to provide an appropriate match to the required functioning.

3. Target Pool Selection (U)

(U) Target locations in the San Francisco Bay Area are selected by a team of two Radio Physics Laboratory personnel who are not involved

* (U) See, e.g., J. Ehrenwald, "Cerebral Localization and the Psi Syndrome," J. of Nervous and Mental Disease, Vol. 161, No. 6, pp. 393-398; R. Ornstein, The Nature of Human Consciousness, San Francisco, CA: Freeman, 1973, Ch. 7 and 8; and R. W. Sperry, "Cerebral Organization and Behavior," Science, Vol. 133, pp. 1749-1757 (1961).

(U)
in our view such (novel) environmental factors would divert some of the subject's much-needed attention.

6. Interviewer Behavior (U)*

(U) The interviewer arranges ahead of time to have pen and paper available for drawing, and a tape recorder. The room lighting is somewhat subdued to prevent after-image highlights, shadows on eyelids, etc.

(U) When the agreed-upon RV trial time arrives, the interviewer simply asks the remote viewer to "describe the impressions that come to mind with regard to where the target person is." The interviewer does not pressure the remote viewer to verbalize continuously; if he were to, the remote viewer might tend to embroider descriptions to please the interviewer, a well-known syndrome in behavioral studies of this type. If the remote viewer tends toward being analytical ("I see Macy's") the interviewer gently leads him into description, not analysis. ("You don't have to tell me where it is, just describe what you see") This is the most important and difficult task of the interviewer, but is apparently necessary for good results, especially with inexperienced remote viewers.

(U) It is also useful for the interviewer to "surprise" the remote viewer with new viewpoints. ("Go above the scene and look down-- what do you see? If you look to the left, what do you see?") The remote viewer's viewpoint appears to shift rapidly with a question like this, and the data come through before the viewer's defenses activate to block it out.

* The interviewer role described here, applicable to the familiarization/screening task at hand, is appropriately modified for [redacted] an experienced remote viewer. In the SRI [redacted] procedure the interviewer is typically more "muzzled" in general, although, if not blind to the target, supplying positive feedback at certain key points for correct target-related responses.

IV ORIENTATION PROGRAM--PHASE ONE (U)

[REDACTED] In this section we describe the six remote viewing series carried out with each of the [REDACTED] volunteers. All series have been assessed as to the amount of remote viewing exhibited in each. Four of these series were found, by blind judging, to depart significantly from chance expectation. Finding four such significant series, in a group of six, is sufficient to make the group as a whole statistically significant ($p = 4 \times 10^{-5}$). A description of each trial in each of the series will be presented below.

A. Remote Viewing of Local Target Sites (U)

[REDACTED] During the months of May, June, and July, six one-week remote viewing series were conducted, one week with each of the six [REDACTED] participants. These series were carried out at the rate of two series per month. The purpose of these initial training activities was to obtain baseline data on each of the participants taking part in a uniform series of trials, and to provide a basis for later evaluation and comparison of their performance in more diverse tasks.

(U) The six remote viewing sessions for each participant were conducted at a rate of one per day, except for Thursdays, when there were two sessions. The project directors divided the interviewing tasks, with RT remaining with the viewer for the first four trials, and HP acting as interviewer for the last two, in every case.

[REDACTED]

B. Summary of the Six Series (U)

[REDACTED] The following summarizes our impressions of the thirty-six remote viewing trials carried out in our laboratory, May through July 1979, by the six [REDACTED] participants.

(U) In order to present a coherent assessment of the sessions in this summary, we rate each session individually by a measure we call Accuracy Rating. This is our evaluation as to the correspondences between viewer-generated transcripts and the intended target site. This assessment is carried out on a post hoc basis with knowledge of the target site, and so is not intended to be the equivalent of "blind judging." Its utility is that it provides a relative measure from our standpoint as to the success of the various participants. We rate each transcript on a 0 to 7 scale, with a 0 for no correspondence, and a 7 for a transcript that shows excellent correspondence with essentially no incorrect information, and including good analytical detail (for example, naming the target by name). The scale is shown in Table 2. Again, the 0 to 7 rating is not a blind measure of the level of RV functioning, but rather a procedure for comparing the relative performance of the participants. As we see later, however, the correlation or agreement between our Accuracy Rating system and the results of formal blind judging is high.

1. Viewer No. 155 (U)

(U) Target 1: White Plaza at Stanford University. This trial was the first in the overall group of thirty-six, and also was in our opinion (and that of the blind judge) one of the very best in the series of six with this remote viewer. The viewer correctly identified the main feature of the site as being a plaza with a fountain. He also had a tall column dominating the scene, which could be a match to Hoover Tower, a looming structure nearby. Additionally described were a series of arches,

(U)

representation of the arched entrance to the overpass. Again, however, there were so many extraneous elements to the viewer's output that our judge ranked this transcript fourth out of six. Rating it only with regard to the individual target, we assigned it an Accuracy Rating = 3.

This remote viewing series was the first to be conducted with a volunteer. It was judged in accordance with the detailed concept analysis described earlier. The final tally revealed only one correct first-place assignment, and all others fourth-place or less. The series was therefore statistically nonsignificant, according to our evaluation criteria. Our Accuracy Rating assessment agreed fairly well with the blind judging results, both being relatively low because of the viewer's frequent inclusion of erroneous elements along with strongly correct ones in a given transcript/drawing package, a combination that made judging difficult. (Our sum of Accuracy Ratings was 16, the next to the lowest of the six.) In engineering terms this would be a good example of a signal-to-noise problem. There were occasional good examples of signal, but it was generally overwhelmed by the noise.

2. Viewer No. 292 (U)

(U) Target 1: SRI Courtyard. The central feature of this large, enclosed courtyard is a fountain in a square concrete base. The viewer described a number of different architectural forms including domes and columns, which are not at the target site. He also described a small waterfall, however, which is in fact at the site, in a form well illustrated by one of his drawings. In addition, another drawing shows an eight-lobed circular structure that closely resembles the inner portion of the fountain. Because of the many nonapplicable elements of the description, however, this transcript only merits an Accuracy Rating = 3.



(U)

type devised by the client. In this approach one rates as "perfect" (e.g., 7 on a 0-to-7 scale) a transcript in which the target is unequivocally identified. If there is no apparent relationship between the transcript and the intended target, on the other hand, the transcript is rated 0. For intermediate results, an intermediate rating is assigned, as indicated earlier in Table 2. All transcripts were given a numerical Accuracy Rating, using the 0-to-7 scale, in the presence of the contract monitor. The summary data for the two judging processes are tabulated in Table 3.

(U) We are now in a position to compare mathematically our Accuracy Rating of the transcripts (post hoc evaluation scale) with the formal ratings of the same transcripts by a blind judge. In Figure 7 we have plotted a comparison of the Accuracy Ratings (vertical scale) and the blind-judge rankings (horizontal scale). We have also calculated the correlation coefficient between these two sets of ratings for the 36 transcripts/target pairs evaluated by both procedures. For the 36 pairs, the correlation coefficient is $r = 0.59$. The numerical probability of a correlation this high or higher occurring by chance between "uncorrelated" data over the same range of values is only one in twenty thousand ($p = 5 \times 10^{-5}$).

(U) This important result shows that a post hoc Accuracy Rating technique similar to that used by the client organization to evaluate transcripts and viewer performance is very well correlated with objective blind matching normally used in psychology to evaluate data of this type.

E. Phase-One Conclusions (U)

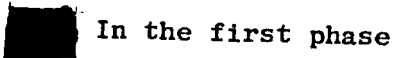

 In the first phase  we have carried out six series of remote viewing trials, one series with each of



Table 3 (concluded)




Viewer No. 690

<u>Target</u>	<u>Blind Place Match</u>	<u>Accuracy Rating</u>
Alta Mesa Cemetery	1	2
Four Seasons Restaurant Arch	1	4
Shielded Room	1	5
Automobile Showroom	1	4
Palo Alto Library Stacks	5	0
Methodist Church	1	4
	<u>p < 0.002</u>	<u>19</u>

Note: The probability of obtaining 4 significant series out of 6 by chance is itself significant at odds of less than one in ten thousand.

the six [redacted] volunteers. All but one of these individuals had little experience with psychic functioning in general, and all had only limited introductory experience with the remote viewing protocols of SRI in particular before their participation in the SRI program. The goal of this program was to familiarize the individuals with these protocols and attempt to achieve enhanced levels of functioning (as compared with chance expectation).

[redacted] Of the six viewers taking part in the trials, four carried out series that showed success sufficient to reach individual statistically significant departure from chance expectation, as measured by blind matching of each of the viewer's six responses against the six target locations used in his series. Finding four participants out of six reaching statistical significance at $p < 0.05$ results in the entire group of trials


 being significant ($p = 4 \times 10^{-5}$). We therefore conclude from the Phase-
One results that the  participants as a group showed remote sensing
abilities that departed strongly from chance expectation.

[REDACTED]

B. Future Remote Viewing (FRV) (U)

[REDACTED] In the course of our remote viewing experiments we have occasionally been directed [REDACTED] to have subjects describe a target location or event as it would appear at some future time. We have also asked viewers to describe target locations that would not be chosen until after the end of their description. Our assessment [REDACTED] is that the quality of these (admittedly few) future remote viewings is approximately comparable to that the the remote viewings carried out with real-time targets. It appears that if the FRV process can be developed further it would offer a new and stunning array of [REDACTED] possibilities.

(U) In addition to our own experience with FRV in the laboratory, the principal remote viewing replications in the academic community, which have been carried out at Mundelein College in Chicago by Bisaha and Dunne, have all been of the FRV type, with the target selection following the viewer description, often by several hours. These were successful even when the viewers were in Chicago, and the outbound experimenter was in the Soviet Union.*

(U) We recognize that there is no current physical explanation for future remote viewing, although theories have been put forward by physicists Feinberg and de Beaugregard, among others. However, even in the absence of a good understanding, these phenomena appear to occur with some reliability, and therefore lend themselves to utilitarian purpose.

(U) In the past year, future remote viewing scans have been carried out using as targets both 35-mm slides and local Bay Area locations being

* (U) J. Bisaha and B. Dunne, "Mind at Large," Institute of Electrical and Electronic Engineers Symposia on the Nature of Extrasensory Perception, C. T. Tart, H. E. Puthoff, and R. Targ, Eds. (Praeger, New York, N.Y., 1979).



(U)

describe into a tape recorder his impressions of a target object. Each session was terminated either by the monitor who indicated that the (approximate) three-hour period was up, or by the remote viewer himself at a somewhat earlier time. The remote viewer was then taken to the target location for feedback.

[REDACTED] For the first four trials the targets [REDACTED] [REDACTED] were placed on display on a conference room table in that facility. [REDACTED]

[REDACTED] As part of the first trial the remote viewer was asked to describe the facility as well as the target object; for the remaining three trials he was asked to describe the target object only.

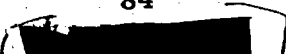
(U) Before the fifth trial, it was decided by the remote viewer and monitor that the target location for the remaining two trials should be changed so as to avoid analytical overlay problems associated with target-site familiarity. The site chosen by the monitor was the roof of the Radio Physics Laboratory building, directly above the ceiling of the room in which the remote viewer was located.

(U) Trial 1. The target object for Trial 1 was a copper ewer (pitcher) placed on a dark brown wood-grained table (see Figure 17). The remote viewer sketched an object that evolved into a table-lamp base, finally topped by a lampshade.

[REDACTED] The description of the facility rendered by the remote viewer had many matching elements, although it appears that the remote viewer combined the two primary rooms into one; because of this, however, the description is ambiguous and cannot be taken as evidential.

(U) Trial 2. The target object for Trial 2 was a metal food mill with red handle shown in Figure 18. In response the remote viewer

TABLE





(U)

sketched a silver-grey object with a handle on it that looked first like a fireplace scoop (most correct), and then evolved into a bellows.

(U) Trial 3. The target for Trial 3 was a straw hat with curled up brim and dimpled top (Figure 19). The remote viewer's response is shown in the same figure.

(U) Trial 4. Target 4 was a photographic tripod (Figure 20). The remote viewer's response, shown in the same figure, consisted essentially of a silver teapot-like object sitting on a tripod.

Trial 5. Following the first four trials, the monitor and remote viewer agreed that the target location for the remaining two trials should be elsewhere. Several alternative locations were discussed, with the final decision to be made by the monitor. The monitor chose the roof of the Radio Physics Laboratory and intended to place a target there. Due to an error in timing, the remote viewer began the fifth session without having met with the monitor to learn which of the discussed alternative locations was to be used. In the absence of this communication there was no overtly agreed-upon target location and no special target was set up. Nonetheless, we observe post hoc that the remote viewer described an outside, brightly lit gravel-based area, and provided a response that resembled the intended roof target area (see Figure 21). Because of the ambiguity of target location and absence of a specific intended target, however, this trial is set aside and not included in the package of results to be blind judged.

(U) Trial 6. The target chosen for the final trial was a world globe (Figure 22). In response the remote viewer drew a sphere mounted on a stand, but did not cognize the map aspect. He also shows the roof line, but this cannot be taken as evidential since it was known that the target was to be on the roof

[REDACTED] An orientation program for CRV has been designed at SRI, and is being applied with success with RVerS inexperienced in CRV. The details are as follows.

(U) A target pool of more than 100 geographical sites from around the globe has been prepared and is being continually expanded. The locations are chosen to embody some particular well-defined characteristic (e.g., mountains, oceans, deserts, lakes, cities, islands, rivers). The coordinates of these locations, obtained from standard reference atlases,* are each written on one side of a 3-by-5-inch file card, on the other side of which is a descriptor (e.g., Mt. Hekla volcano, Iceland), along with an atlas reference. The cards are then placed in envelopes, coordinates facing the back, and randomized.

(U) The CRV orientation procedure is as follows:



- (1) [REDACTED] RVer and facilitator seat themselves at opposite ends of a table in a special environment,[†] the former with a supply of paper and a pen, the latter with target envelopes (contents unknown) and the reference atlases.
- (2) [REDACTED] The CRVer is instructed that the facilitator will begin the CRV process by selecting an envelope and reading aloud the target coordinates. The CRVer is to note down on paper any immediate impressions (which he may also express aloud) and then, rather than embellishing on his first impressions, to ask for the coordinates to be read aloud again so that the original process may be repeated, etc., until a coherent picture of the site emerges.


* (U) The Times Atlas of the World, Houghton Mifflin Co., Boston, 1971.
People's Republic of China Atlas, U.S. Government Printing Office, 1971.

† (U) The RV environment has been optimized during testing on another program to be quiet, dimly lit, and to provide a relatively homogeneous monochrome visual field, free of strong features and peripheral clutter.

- [REDACTED]
- (3) [REDACTED] Following these instructions, the facilitator selects an envelope at random, opens it from the rear so as to be exposed to the coordinates only, and then begins the process described above.
 - (4) [REDACTED] After one or more repetitions of the coordinates (each followed by a CRV response) leads to a recognizable target characteristic, the card is turned over by the facilitator, and the atlas consulted (if necessary) in order to give feedback. A line is drawn on the CRVer's data sheet to separate the data thus generated from further data, since up to this point the data were generated in a double-blind protocol and can be objectively evaluated later as a test of target acquisition.
 - (5) [REDACTED] Having terminated the target acquisition "test" phase, feedback can now be given and/or further data solicited. The feedback given at this point is non-negative, ranging from "that's the target," through "near the target," to "you are at another target" (giving the CRVer the benefit of the doubt). The facilitator then has the option of terminating the viewing, asking for more detail ("there's something ten miles north that should be visible") or restarting the process when the viewer's original description did not correspond to the target site. In the latter case the facilitator can, of course, guide or cue the CRVer into a correct response; (a) this is acceptable in the nontest part of the sequence, (b) this can be checked for by asking for detail in the surrounding region, and (c) this provides an opportunity to investigate whether such cueing procedures can be useful [REDACTED] (e.g., guiding the CRVer onto the target site with cues "a," "b," ... "f," and then asking for "g").

[REDACTED] RVer 518 was exposed to this protocol, a few targets per session over a several-day period, resulting in a data pool of 26 CRV target viewings. They were: Salt Lake Desert, Utah; Lake Erie; Chicago; Mono Lake; Aruba Island; Lake Okeechobee; Yount's Peak, Wyoming; Pitcairn Island; Pike's Peak; Los Angeles; Atlantic Ocean; Rio de Janeiro; Kansas plains, St. Peter and Paul Islands; Randall Dam, South Dakota;



Lake Titicaca; Cape May; Niagara Falls; Munich; Amazon River; Midwestern plains; Venezuelan Peninsula; Sierra Blanca Mountain; Oregon Desert; Panama Canal; Puerto Rico.

 Following the first pilot session of five, in which essentially immediate feedback was given, the remaining twenty-one were carried out with delayed feedback and thus provided material that could be assessed objectively. Categorizing the targets into five groups (mountains, flats, water, cities, islands/peninsulas), the target/response matrix is as shown in Table 4. The probability of such an alignment occurring by chance alone can be calculated by the direct-count-of-permutations method discussed earlier, and leads to $p = 0.0083$. The distribution of responses is therefore statistically significant. Furthermore, beyond simple statistics, certain individual responses were exceptionally accurate during the acquisition "test" phase. In the final trial in this series, for example, when the target coordinates were for Guayama in Puerto Rico, the viewer described a "fishing village on the southeast coast of a boat-shaped island," which is an entirely correct description of the locale at the target coordinates. He then drew an island, resembling Puerto Rico in both shape and orientation. A few orientation sessions were carried out with Viewers 155 and 292, with similar results.

(U) The above procedure is the first stage of a multi-stage training procedure developed on another program. The methodology centers around use of a specially-designed acoustic-tiled featureless room with homogeneous coloring to minimize environmental overlay; adoption of a uniform, limited monitor behavior role to minimize monitor overlay; and the use of a strictly specified CRV procedure involving repeated coordinate presentation and quick-reaction response--a procedure designed to minimize "imaginative" overlays. The effectiveness of this procedure is in the process of being




Table 4

DISTRIBUTION OF CRV TARGET/RESPONSE MATCHINGS (U)

Targets	Transcripts				
	Mountains	Flats	Water	Cities	Islands/ Peninsulas
Mountains	3	0	0	0	0
Flats	0	1	1	1	0
Water	0	0	6	0	0
Cities	0	0	0	2	1
Islands/Peninsulas	1	0	0	0	5

(U)

confirmed with a number of remote viewers in another program, and the results to date indicate that a significant step forward in accuracy and reliability has been made.



VI CONCLUSIONS AND RECOMMENDATIONS (U)

[REDACTED] In this report we have presented the results and assessments of a one-year program for the optimization of remote viewing with [REDACTED] selected individuals. To meet the objectives of the program we have familiarized these individuals with the SRI RV protocol; pursued the development of enhanced levels of RV ability through exposure to several different orientation/training strategies, and established screening tests and procedures for enlarging the population from which such individuals are selected.

[REDACTED] Our principal observation in working with the six [REDACTED] volunteers is that we have found considerable evidence for remote viewing functioning among them. In the basic local-site RV-familiarization task (Phase-One study), four of the six participants produces results that were individually statistically significant ($p < 0.05$),* rendering the series strongly significant as a whole ($p = 4 \times 10^{-5}$, or odds of one in 25,000). (An entire summary of program data is shown in Table 5.)

[REDACTED] A second observation from that study is that in general, there is more variability from trial to trial for a given viewer than there is between the viewers themselves. There are no viewers in the group who have not shown some evidence for remote viewing, even though some of their individual series may not have reached the $p < 0.05$ level of departure from chance expectation.

* (U) In fact, each of these four series exceeded this requirement by more than an order of magnitude, reaching significance at the $p = 0.003$ level or better.

Table 5
PROGRAM SUMMARY (U)

Remote Viewer	Local Bay Area Sites	Real Time Slides	Future RV Slides	Extended RV (Objects)	Alphabet	Coordinate RV
155	NS*	NS	NS	--	--	--
292	NS	NS	NS	--	--	--
372	<0.003†	0.017	--	--	CS‡	--
468	<0.003	--	NS (p = 0.1)	--	--	--
518	<0.003	{ 0.04 (pictorial) 0.075 (verbal & pictorial)	--	{ p = 0.05 (one judge) NS (2nd judge)	--	0.008
690	<0.002	--	--	--	--	--

* Nonsignificant result.
 † Probability of obtaining result by chance. $p \leq 0.05$ is accepted standard threshold for labeling a result significant, that is, non-chance.
 ‡ Clearly significant, but difficult to obtain precise probability value.

[REDACTED] With regard to screening:

- (1) The individuals chosen to participate in the program were pre-screened [REDACTED] from a population of 250 potential candidates, using broad personality profile guidelines recommended by SRI, with final selection determined on the basis of interview by the SRI project leaders (R. T. and H. P.). The fact that the overall study was successful lends support to the effectiveness of this initial screening-by-profile procedure.
- (2) The details of the results of the program indicate that a half dozen local-site RV trials may constitute a meaningful screening-by-performance procedure to separate the more reliable from the less reliable viewers. In order for screening-by-performance to be successful, it is necessary that the performance of a viewer be relatively consistent. We find that those individuals who were the most successful in the Phase-One trials, were also the most successful in Phase-Two, even though different remote viewing tasks were pursued. Of the four successful viewers in Phase-One, two produced significant results and one near-significant (the fourth was not available for the Phase-Two study). The two viewers from Phase-One that were least successful there (not reaching significance) again did not reach significance in Phase-Two. Although the sample is too small to be definitive, it appears that the Phase-One local-site RV series itself offers evidence of constituting a useful screening-by-performance procedure.

[REDACTED] The data indicating that a viewer can describe an individual slide as it is shown on a screen shows that targeting on high-resolution transient targets (charts, maps, etc.) is not out of the question. This, coupled with our findings that a viewer may be able to describe and identify alphabet letters is a most encouraging development, and one deserving of further work. Extension of the RV process to include high-resolution material, especially with a reading ability, would constitute a significant breakthrough [REDACTED]

[REDACTED] Certain of the individual responses in the FRV (future remote viewing) series, both with slides and with local sites as targets, appeared to give striking evidence of contact with the target. However, the trial-to-trial reliability was low and no series reached statistical significance. Therefore, although individual results were encouraging, no definitive statement can be made on the basis of this short study. Given its obvious applications potential, should its existence be capable of unambiguous verification, we consider it a high-priority item for further exploration.

[REDACTED] In the extended remote viewing (ERV) trials a viewer was able in each trial of the series to identify significant elements of an object placed in various locations, [REDACTED]

[REDACTED] In these experiments the remote viewer worked alone over extended periods of time (up to three hours). At a minimum, the good results indicate that the RV process is not so fragile that it must be carried out under rigidly-specified conditions, since in this case an alternative style was in use and the results continued to be reliable. Further work would be required, however, before a definitive comparison of RV and ERV could be made.

[REDACTED] Finally, the encouraging results obtained in the CRV (coordinate remote viewing) trials indicates that comparable accuracy and reliability can be expected from experienced viewers targeting either on the basis of a beacon person at the target, or on the basis of geographical latitude and longitude alone. As a by-product of the CRV study, which involved the use of special procedures being developed in another program for reliability enhancement, the high-quality output provided additional confirmation as to the effectiveness of certain new approaches being taken with regard to monitor/viewer interaction and control of the RV environment.

[REDACTED] To take advantage of the most recent developments in remote viewing, and to achieve the goal of continuing to develop remote viewing [REDACTED] we strongly recommend further development of capabilities in the following areas:

- Applications of Remote Viewing. A training procedure has been developed that appears to greatly increase both the accuracy and reliability of remote viewing by coordinates. This technique should continue to be examined, and applied to targets of [REDACTED] interest [REDACTED]
- Effects of Feedback. An extensive examination should be made of the necessity for providing feedback in remote viewing trials, A systematic variation in the presence or absence of feedback should be used to determine the importance of this factor.
- Target Demarcation. Coordinate remote viewing experiments should be carried out in which the target is demarcated by means of various types of coordinates (e.g., geographic, [REDACTED], and arbitrary). This should be done in order to discover the part played by the target coordinate in determining remote viewing accuracy.
- Audio Analysis. In an effort to separate correct from incorrect data available from taped subject descriptions of remote viewing target sites, the use of speech and audio analysis techniques should be investigated as a tool to provide selective editing. This should include semantic analysis, in which analysis of written transcripts are carried out to look for variations in grammar, style, or vocabulary to help separate correct from incorrect statements in the RV transcript.
- Tracking. Further effort should be pursued to perfect the RV process whereby, instead of demarcating a location to obtain a target description, one provides a target description and asks for location [REDACTED]. SRI has under development certain strategies involving FRV feedback, computer averaging of multiple trials, and so forth, which appear from pilot efforts to hold promise.
- Spatial Resolution. A study should be carried out to determine the extent to which it is possible to aid

[REDACTED]

viewers in learning to read hidden and distant printed material that is blocked from ordinary perception.

- Temporal Resolution. An ERV effort should be pursued to determine the accuracy of remote viewing as a function of time for future targets.
- ELF Experiments. Since one of the prevalent hypotheses for paranormal perception requires the use of an ELF electromagnetic carrier, we suggest carrying out definitive experiments to examine this hypothesis (e.g., by using ELF generators as beacons), and to provide analyses correlating data from our past data base with the daily record of geophysical parameters known to affect ELF propagation.
- Theoretical Studies. Modern physics offers several mathematical descriptions of reality that may also prove to be testable descriptions of paranormal perception in general, and remote viewing in particular. We recommend work with leading physicists who have agreed to consult for SRI on these theoretical problems, in an effort to develop a physical understanding of the phenomena we observe in the laboratory and in the field, and to apply this knowledge to improve remote viewing functioning.
- Technical Meetings. SRI proposes to host private quarterly conferences to bring together selected U.S. scientists [REDACTED] who are concerned with the technical issues in psychoenergetic research.

[REDACTED] Successful pursuit of the above priority items could be expected to result in an increased reliability and breadth of utility of the RV

function- [REDACTED]

SRI International

*Final Report
Covering the Period October 1980 to September 1981*

February 1982

RV RELIABILITY, ENHANCEMENT, AND EVALUATION (U)




CONTENTS

LIST OF ILLUSTRATIONS	v
LIST OF TABLES	v
I OBJECTIVE	1
II INTRODUCTION	3
III RV ENHANCEMENT TASK	7
A. Tasking	7
B. Coordinate RV (CRV)	7
C. Overview of the RV Enhancement Procedure	8
D. Transfer of RV Enhancement Technology	11
E. Summary of the RV Enhancement Technique	13
IV [REDACTED] RV TASKS	15
A. [REDACTED] RV Tasking	15
B. RV Session Format	15
C. Pre- and Post [REDACTED] Task Calibration	15
D. FY 1981 [REDACTED] RV Sites	16
E. Evaluation of the [REDACTED] RV Task	20
V SUMMARY OF THE FY 1981 RV ENHANCEMENT TASK	21
Appendices	
A REPRESENTATIVE SAMPLE OF CRV PRACTICE SITES	23
B [REDACTED] TASK SUMMARY SHEETS	27
C AN EXAMPLE OF A REMOTE VIEWING RESPONSE	53
D [REDACTED] RV EVALUATION PROTOCOLS	61
E A SAMPLE RETURNED EVALUATION PROTOCOL	69



ILLUSTRATIONS


1	RV Enhancement Program	4
2	Schematic Representation of Remote Viewer Response to CRV Situation.	9
3	Stage 3 Remote Viewing (Wotje Atoll)	12
4	Pre-session Calibration Trial (Mount Kilimanjaro) (a) Site, (b) RV Response.	17
5	Post-session Calibration Trial (Canyonlands National Park) (a) Site, (b) RV Response.	18

TABLES

1	Stages in Remote Viewing	10
2	 Remote Viewing Tasks (FY 1981)	19

I OBJECTIVE

The objective of the RV Reliability, Enhancement, and Evaluation Task is to develop techniques to enhance remote viewing (RV), both to enhance the potential for  applications, 



II INTRODUCTION

SRI International is tasked with assessing the potential of RV for [REDACTED] applications.* In this task, as defined for fiscal years (FY) 1981 through 1983, special emphasis is placed on the possibility that enhancement techniques can be developed that will significantly increase levels of accuracy and reliability.

The three-year effort focuses on (1) the development of techniques to enhance the accuracy and reliability of RV, (2) the application of RV [REDACTED], (3) the evaluation of such techniques and applications, and (4) the integration of RV [REDACTED].

[REDACTED] The apportionment of these efforts over the three-year period is shown in Figure 1.

Investigation of the RV phenomenon at SRI International over the past decade has ranged from basic research for proof or the lack of proof of the existence of the phenomenon to [REDACTED] applications in which the existence of the phenomenon is assumed. The present study emphasizing applicability is the latter type--proof of the phenomenon is not explicitly pursued here. Some pragmatic measure of demonstration of existence is provided, however, by assessment of the quality of results obtained in [REDACTED] tests carried out under double-blind conditions.

In this report we discuss the effort for FY'81. This effort consisted of:

* RV is the acquisition and description, by mental means, of information blocked from ordinary perception by distance or shielding.

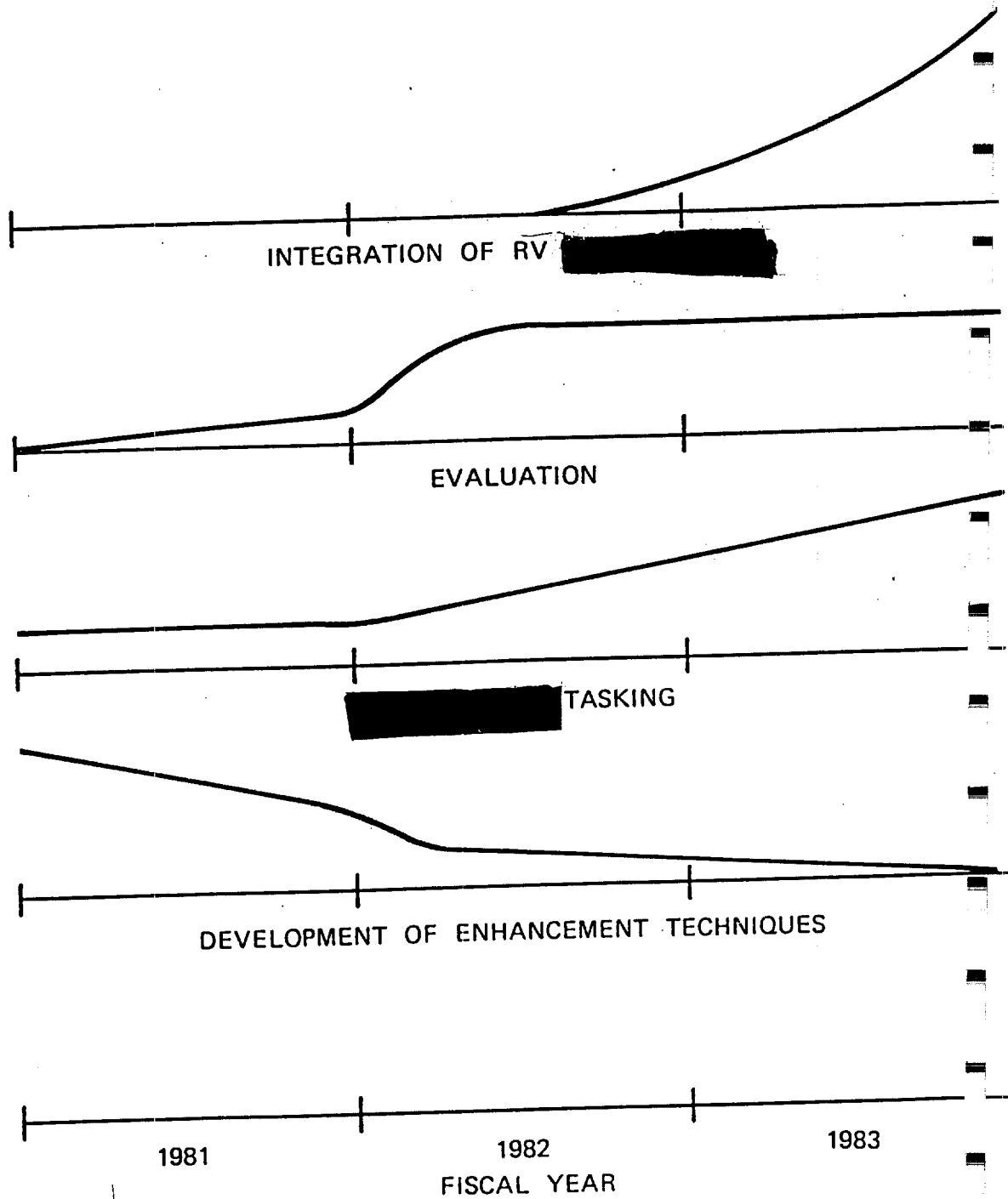



FIGURE 1 (U) RV ENHANCEMENT PROGRAM



- (1) The development of a six-stage RV training procedure, which we hypothesized would lead to improved RV performance.
- (2) The beginning of orientation/application/testing of the procedure with four experienced and one novice remote viewer.
- (3) The generation of data by the experienced remote viewers [REDACTED]
- (4) The development of a first-generation series of evaluation sheets (and an associated computerized data-base management system) for use by analysts in providing numerical estimates of various aspects of the RV product.

III RV ENHANCEMENT TASK

A. Tasking

SRI International is tasked with working toward the development of RV enhancement procedures [REDACTED] Of particular interest are the development of procedures that can be transmitted to others in a structured fashion (i.e., "training" procedures), and that can be used in targeting on distant sites [REDACTED]

B. Coordinate RV (CRV)

One targeting procedure, which we have been investigating at SRI since 1972, is an abstract procedure known as "coordinate remote viewing (CRV)." In this procedure, the target site coordinates (latitude and longitude in degrees, minutes, and seconds) are given (with no further information) to the individual who is to view the site. The remote viewer is then asked simply to proceed on the basis of the coordinates alone.*

* Admittedly, such an abstract targeting procedure seems without basis, at least with regard to the present scientific paradigm. As a result we can make no claim for the technique other than the purely pragmatic one that it appears to work. It can only be pointed out that the possibility of success in such a protocol is in accord with an observed "goal-oriented" nature of the laws that appear to govern such functioning. An investigation into the general problem of target acquisition has been carried out and reported in R. Targ, H. Puthoff, B. Humphrey, and C. Tart, "Investigations of Target Acquisition," Research in Parapsychology, 1979 (Scarecrow Press, Inc., Metuchen, N.J., 1980).

C. Overview of the RV Enhancement Procedure

Specifically under investigation at the present time is an RV enhancement procedure developed by I. Swann, an SRI consultant. The procedure focuses on improving reliability of remote viewing by controlling those factors that tend to introduce noise into the RV product. Following is a summary overview of the Swann CRV procedure. A detailed historical and technical summary is being prepared as a separate technical report.

Two major sources of noise have been found: (1) noise caused by factors in the environment of the remote viewer, and (2) noise arising within the viewer as a result of cognitive processes (analysis/interpretation).

Noise from the environment, peripheral visual clutter or sounds in the environment (even subliminal) can intrude on perceptual and thought processes and degrade the RV response. Actions or statements by the session monitor can similarly distract the remote viewer.

"Internally generated" noise seems to be produced in the remote viewer himself. With the application of a "stimulus" (e.g., the reading of a coordinate) a momentary burst of "signal" appears to enter into awareness for a few seconds and then fade away. At this point memory and imagination appear to fill in the void, thus producing "noise" in the RV product. This effect is presumably produced by a need to resolve the ambiguity associated with the fragmentary nature of emerging perceptions. (This relationship is schematically diagrammed in Figure 2.) To prevent this effect disciplined rejection of premature interpretations and conclusions is necessary.

The techniques designed to handle these noise problems involve (1) repeated coordinate presentation and quick-reaction response on the part of the remote viewer to minimize the imaginative overlays, (2) the use of a specially designed, acoustic-tiled, featureless room with



homogeneous coloring, to minimize environmental overlay, and (3) the adoption of a strictly prescribed, limited monitor behavior to minimize monitor overlay.


The training protocol as presently structured proceeds through a series of six stages of proficiency, hypothesized to correspond to six stages of increasing contact with the target site. These are outlined in Table 1.

Table 1

STAGES IN REMOTE VIEWING


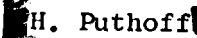


Stage	Example
(1) Major gestalt	Land surrounded by water, an island
(2) Sensory contact	Cold sensation, wind-swept feeling
(3) Dimension, motion, mobility	Rising up, a panoramic view
(4) Quantitative aspects	Three large buildings, clustered together as a facility.
(5) Special qualitative aspects	Scientific research, live organisms
(6) Significant analytical aspects	Size of site

During FY 1981, Swann worked on developing the details of the six-stage RV enhancement procedure under investigation by serving as a remote viewer himself for over 200 training trials for sites from around the globe. Coordinates for site acquisition and data for feedback and analysis were obtained from National Geographic, World Aeronautical Charts, USGS topographical maps and the like. To indicate the range and type of sites employed, a representative sample of sites used in CRV practice from November 1980 are listed in Appendix A.



D. Transfer of RV Enhancement Technology

Swann instructed three other experienced remote viewers (#009, #131, and #504) in theory classes. Application of the theory was carried out on the basis of practice RV training trials on around-the-globe sites (over 60 each) by the remote viewers. Toward the end of the FY 1981 effort, the first novice remote viewer (#622) was introduced into the training task so that we could begin to obtain data on the response of inexperienced personnel to the training program as structured. This remote viewer had over 50 RV trials.

 the program leader  H. Puthoff  observed the theory classes and acted as ^amonitor for several of the practice sessions to monitor the progress of the RV enhancement program. Both also acted as monitors for  RV tasks, which provided additional data on progress of the program (Section IV).

Although detailed formal evaluation of the training program is not scheduled until mid FY 1982, some general observations of progress in RV enhancement can be made. The experienced remote viewers (#009, #131, #504) were taken through Stage 3 in the theory orientation sessions, and reliable data were obtained through Stage 2 into Stage 3 in the RV training trials. The remote viewers experienced some difficulty in adjusting to this "retraining" because some of the experienced remote viewers had to modify the style which they had developed. This adoption of style did not, however, appear to interfere with their ability to perform well using the RV enhancement techniques under study.

Figure 3 is an example of what is meant by Stage 3 Remote Viewing (dimension, motion, mobility). The (blind) target site was Wotje Atoll in the Marshall Islands in the Pacific. For a good rendition an ability to "move" around the site is required to outline the shape of the island, associated reef, buildings, and so forth.

The novice remote viewer was given orientation through Stage 2, and has produced reliable data through Stage 1 to date. In contrast with the experienced remote viewers, the novice viewer experienced no particular difficulty in becoming familiar with the codified RV enhancement procedure.

E. Summary of the RV Enhancement Technique

The RV enhancement techniques may be summarized as follows:

- (1) The codified multistage approach to data acquisition inherent in the RV enhancement procedure appears to "slow down" the incoming data successfully, thereby providing some safeguard against the natural tendencies of the remote viewer to interpret and analyze prematurely.
- (2) The data being generated within the structure being investigated appear to result in briefer transcripts with higher signal-to-noise ratios compared to previous results. The gain appears to be both in the quality of individual trials and in the reliability from trial to trial.
- (3) Knowledge of the hypothesized multistage process of site acquisition appears to provide some predictive value about the quality of the RV product. The data that do not emerge more or less in the staged order tend to have a higher percentage of overlay.

IV [REDACTED] RV TASKS

A. [REDACTED] RV Tasking

SRI International is tasked with investigating [REDACTED] applied RV, both to determine the potential for application [REDACTED] and to provide data [REDACTED]. In response to this requirement, SRI has pursued application tasks of interest [REDACTED] responding to quick-reaction requirements set by representatives monitoring the progress of the work.

B. RV Session Format

The format for carrying out these tasks during FY 1981 is as follows. A request for information is forwarded to [REDACTED] [REDACTED] COTR in residence at SRI. He then provides targeting information (e.g., coordinates) to an SRI RV session monitor at start of session, who then works with a remote viewer to obtain data. In this format, SRI personnel are generally blind to the source of the request and the type of site or event of interest. In many cases the COTR monitors the RV session, or even conducts the session himself.

C. Pre- and Post [REDACTED] Task Calibration

In an effort to determine whether a remote viewer is "on-line" before attempting an [REDACTED] task, a pre-session calibration trial of a site of the kind selected from the National Geographic is carried out. If the results are good, the [REDACTED] task is engaged; if not, the task is aborted. In like fashion, a post-session calibration trial is carried out

to provide an estimate of whether the viewer remained "on-line" during the [REDACTED] task.

Examples of pre- and post-session calibration trials for [REDACTED] Site J.S. #17 [REDACTED] are shown in Figures 4 and 5. In these examples the characteristics of the new technique under consideration can be noted: brevity of response from repeated coordinate presentation; physical sensations associated with the site; labeling of analytical overlays (AOL) to distinguish them from signal; and general progression through the stages.

In the case of these calibration trials accompanying [REDACTED] Site J.S. #17, good results obtained in the calibration trials correlated well with good results on the [REDACTED] task. Based on these kinds of results, data will be collected throughout the program to determine whether pre- and post-[REDACTED] session calibration trials can reliably provide useful indicators for estimating the quality of data obtained in the [REDACTED] RV task.

D. FY 1981 [REDACTED] RV Sites

The tasks carried out during FY 1981 are listed in Table 2. Additional detailed data are provided in the [REDACTED] Task Summary Sheets provided in Appendix B. Complete documentation (transcripts, evaluations, etc.) can be made available [REDACTED]

An example of a RV response is given in Appendix C. [REDACTED]

[REDACTED]



Table 2

OPERATIONAL REMOTE VIEWING TASKS (FY 1981)

Target	Date	Viewer
J.S. #8, [REDACTED]	7/1/80, 9/30/80 10/12/80	#002
J.S. #9, [REDACTED] (15 December 1980, 0947Z)	12/19/80	#131, #009
[REDACTED]	12/22/80	#131
J.S. #10, [REDACTED]	1/16/81, 1/17/81	#131, #009
J.S. #11, [REDACTED]	1/17/81	#009, #131
J.S. #12, [REDACTED]	4/2/81	#002
J.S. #13, [REDACTED]	4/3/81	#002
J.S. #14, [REDACTED]	4/7/81	#002
J.S. #15, [REDACTED]	4/8/81	#002
J.S. #16, [REDACTED]	4/8/81	#002
J.S. #17, [REDACTED]	4/9/81	#002
J.S. #18, [REDACTED]	4/21/81	#009
J.S. #19, [REDACTED]	4/24/81	#009
J.S. #20, [REDACTED]	6/22/79, 7/5/79 6/8/81, 6/9/81 7/30/81, 8/3/81 8/4/81, 8/5/81	#009 #002 #002 #002



Table 2 (concluded)

Target	Date	Viewer
J.S. #21, [REDACTED]	8/6/81	#002
J.S. #22, [REDACTED]	9/15/81	#009

E. Evaluation of the [REDACTED] RV Task

A first-generation series of evaluation protocols were developed for use by analysts in providing numerical estimates of various aspects of RV product generated in [REDACTED] RV tasks. The returned protocols constitute the basis for contractor evaluation, feedback to the remote viewer, and as input for the computerized data-base management (DBM). The evaluation protocols submitted to analysts for their completion are provided in Appendix D. A sample returned evaluation protocol (for Site J.S. #17) is included as Appendix E.

While awaiting the bulk of evaluation protocols, the contractor has begun development of a computerized data-base management system to handle this material. This system, programmed on a stand-alone LSI 11/23 system located in a project classified space, will provide a library/catalog function of data-base readout by date, site, viewer, etc., and trend analysis functions.

V SUMMARY OF THE FY 1981 RV ENHANCEMENT TASK

Progress in the FY 1981 RV Enhancement Task can be summarized as follows:

(1) Efforts completed:

- CRV enhancement procedure developed.
 - All six stages researched
 - Over 200 CRV practice trials with Swann
 - Orientation through Stage 3 into Stages 4 and 5 completed.
- Procedure transmitted to three experienced remote viewers.
 - Over 60 CRV practice trials each
 - Orientation through Stage 3 completed
- Procedure transmitted to one novice remote viewer
 - Over 50 CRV practice trials
 - Orientation through Stage 1 completed
- Data obtained on [REDACTED] Sites J.S. #8 through J.S. #22.
- First-generation evaluation protocols developed, distributed to [REDACTED] analysts.

(2) Findings to date:

- Subject to formal evaluation in FY 1982, the multistage approach to RV in the procedure under evaluation appears to be successful in "slowing down" the incoming data, thereby providing some safeguard against natural tendencies toward premature interpretation and analysis on the part of the remote viewer.
- The use of pre- and post-[REDACTED] calibration trials appears to provide useful indicators for bracketing the quality of data obtained in [REDACTED] tasks.

[REDACTED]

- Results labeled [REDACTED] as useful are being obtained in [REDACTED] tasks, where the enhancement procedure under evaluation is being employed.

Appendix A

REPRESENTATIVE SAMPLE OF CRV PRACTICE SITES
(Swann, 3 through 7 November 1980)

Appendix A

Table A-1

REPRESENTATIVE SAMPLE OF CRV PRACTICE SITES
(Swann, 3 through 7 November 1980)

Date	Coordinates		Site
3 Nov 1980	35° 42' 23" N	51° 25' 22" E	U.S. Embassy-Tehran, Iran
3 Nov 1980	37° 59' 04" N	23° 43' 53" E	Acropolis-Athens, Greece
4 Nov 1980	17° 13' 00" N	89° 24' 00" W	Tikal, Guatemala
4 Nov 1980	43° 16' 00" N	06° 39' 00" E	St. Tropez, France
4 Nov 1980	27° 20' 00" N	88° 39' 00" E	Gangtok-Sikkim, India
4 Nov 1980	22° 19' 00" N	31° 38' 00" E	Abu Simbel Temple, Egypt
5 Nov 1980	55° 45' 00" N	37° 37' 36" E	St. Basil Cathedral-Red Square, Moscow
5 Nov 1980	14° 45' 05" S	75° 05' 46" W	Nazca Plain, Peru
5 Nov 1980	47° 35' 00" N	122° 20' 00" W	Seattle, Washington
5 Nov 1980	62° 00' 00" N	06° 45' 00" W	Torshavn, Faeroe Islands
5 Nov 1980	40° 42' 15" N	73° 56' 58" W	Williamsburg-Brooklyn, New York
5 Nov 1980	51° 30' 29" N	00° 04' 26" W	Tower of London, England
5 Nov 1980	29° 57' 00" N	52° 59' 00" E	Persepolis, Iran
5 Nov 1980	19° 42' 00" N	98° 51' 00" W	Teotihuacan, Mexico
5 Nov 1980	41° 35' 07" N	01° 49' 33" E	Sacred Citadel-Montserrat, Spain
7 Nov 1980	37° 57' 57" N	78° 25' 12" W	Monticello, Virginia
7 Nov 1980	47° 50' 00" N	54° 12' 00" W	Cape St. Mary's, Newfoundland
7 Nov 1980	48° 51' 30" N	02° 17' 41" E	Eiffel Tower-Paris, France
7 Nov 1980	46° 50' 00" N	54° 12' 00" W	Cape St. Mary's, Newfoundland
7 Nov 1980	28° 33' 00" N	33° 58' 00" E	Monastery of St. Catherine, Egypt




Appendix B



TASK SUMMARY SHEETS





Appendix B

Date 1 July 1980; 0900 hrs

Series [REDACTED]

Session No. 1

Target No. J.S. #8

Target [REDACTED]

Remote Viewer #002

Interviewer [REDACTED]

Beacon(s) CRV (Coordinate Remote Viewing)

Tape Cassette #32

Comments:

1. Remote viewing session carried out [REDACTED] with SRI RVer #002. [REDACTED] No SRI personnel were involved.
2. Session interviewer [REDACTED] was blind as to the target. [REDACTED]
3. Pre- and post-session calibration experiments were carried out with targets Oahu, Hawaii and the Dead Sea, respectively.



Date 30 September 1980; 0911 hrs

Series [REDACTED]

Session No. 2

Target No. J.S. #8 (continued)

Target [REDACTED]

Remote Viewer #002

Interviewer H. Puthoff

Beacon(s) CRV

Tape Cassette 43

Comments:

1. Saw large earthworks.
2. Followed up with a National Geographic calibration (Belfast, Ireland), which was successful.



Date 2 October 1980; 0825 hrs

Series [REDACTED]

Session No. 3

Target No. J.S. #8 (completed)

Target [REDACTED]

Remote Viewer #002

Interviewer H. Puthoff

Beacon(s) CRV

Tape Cassette 45

Comments:

1. Pre-session and post-session calibration scans of San Juan, Puerto Rico and Stornoway, Scotland were successful.
2. Continued description of immense facility, both overground and underground.



Date 19 December 1980; 1823 hrs

Series [REDACTED]

Session No. 1

Target No. J.S. #9

Target [REDACTED]

Remote Viewer #131

Interviewer H. Puthoff

Beacon(s) CRV (Coordinate Remote Viewing)

Tape Cassette 100 & 101

Comments:

1. Coordinate supplied to interviewer Puthoff [REDACTED] on this da
2. Remote viewer blind as to target location, event, etc. Interviewer knowledgeable only that event was suspected nuclear, but blind as to target, country, etc.
3. Two calibration experiments with Nat'l Geographic targets were carried out to determine whether remote viewer was "on-line," one prior to [REDACTED] target (Yosemite Park, CA), and one mid-session on [REDACTED] (Muscat, Oman); both were excellent.
4. Without prompting or cue, remote viewer described location as an island and outlined its topography (correctly), [REDACTED]

[REDACTED]



Date 22 December 1980; 1555 hrs

Series [REDACTED]

Session No. 2 (completed)

Target No. J.S. #9

Target [REDACTED]

Remote Viewer #131

Interviewer [REDACTED]

Beacon(s) CRV (Coordinate Remote Viewing)

Tape Cassette 102

Comments:

1. Continuation of Session 16--see comments there.
2. Coordinates of [REDACTED] given.
3. Purpose of session primarily to obtain answers to questions on first session [REDACTED]



Date 17 January 1981; 1230 hrs

Series [REDACTED]

Session No. _____

Target No. J.S. #11

Target [REDACTED]

Remote Viewer #131

Interviewer H. Puthoff

Beacon(s) CRV (Coordinate Remote Viewing)

Tape Cassette 109

Comments:

1. Coordinate supplied to interviewer Puthoff [REDACTED] on 16 Jan
2. At session start remote viewer and interviewer blind as to target location and target activity of interest. Mid-session, interviewer consulted atlas and became thereby knowledgeable as to target country; this was not made known to the remote viewer.
3. Calibration experiment with Nat'l Geographic target carried out just prior to [REDACTED] target (calib., Flores, Guatemala); result good indicating remote viewer "on-line."



Date 17 January 1981; 1230 hrs

Series [REDACTED]

Session No. _____

Target No. J.S. #11

Target [REDACTED]

Remote Viewer #009

Interviewer _____

Beacon(s) CRV (Coordinate Remote Viewing) (Coordinates not given to viewer; "Target" phrase used instead)

Tape Cassette 107

Comments:

1. At session start remote viewer and interviewer blind as to target location and target activity of interest. Mid-session, interviewer consulted atlas and became thereby knowledgeable as to target country--this was not made known to remote viewer.
2. [REDACTED]



Date 2 April 1981; 0912 hrs

Series [REDACTED]

Session No. _____

Target No. J.S. #12

Target [REDACTED]

Remote Viewer #002

Interviewer H. Puthoff

Beacon(s) CRV (Coordinate Remote Viewing)

Tape Cassette 110

Comments:

1. Coordinate supplied to interviewer Puthoff [REDACTED]
2. Remote viewer and interviewer blind as to target location and target activity of interest.
3. Pre-session calibration experiment with Nat'l Geographic target (Buenos Aires, Argentina) yielded good results, indicating high probability that remote viewer "on-line" to start. Post-session calibration (Dusky Sound, New Zealand) was equivocal, indicating that the remote viewer may have gone "off-line" during or after the [REDACTED] viewing. Caution is therefore advised.
4. Viewer described a "science-city" type of site, with radio towers, chemical storage, and medical facilities.



[REDACTED]

Date 3 April 1981; 0905 hrs

Series [REDACTED]

Session No. _____

Target No. J.S. #13

Target [REDACTED]

Remote Viewer #002


Interviewer [REDACTED]

Beacon(s) CRV (Coordinate Remote Viewing)

Tape Cassette 111

Comments:

1. Coordinate supplied to interviewer [REDACTED]
2. Remote viewer and interviewer blind as to target location and target activity of interest.
3. Pre-session calibration experiment with Nat'l Geographic target (Istanbul, Turkey) yielded good results, indicating high probability that remote viewer "on-line" to start. Post-session calibration (Mt. Ararat, Turkey) "off-line," indicating possibility that target of interest might be equivocal. Remote viewer's confidence low, aborts.
4. Viewer describes large noisy factory with cranes, and water contained by stone walls.



Date 7 April 1981; 0928 hrs

Series [REDACTED]

Session No. _____

Target No. J.S. #14

Target [REDACTED]

Remote Viewer #002

Interviewer H. Puthoff

Beacon(s) CRV (Coordinate Remote Viewing)

Tape Cassette 112

Comments:

1. Coordinate supplied to interviewer Puthoff [REDACTED].
2. Remote viewer and interviewer blind as to target location and target activity.
3. Pre-session calibration experiment with Nat'l Geographic targets (Zagreb, Yugoslavia, and Monument Valley, Utah) yielded good results, indicating high probability that remote viewer "on-line" to start. Post-session calibrations (Jordan River; San Antonio, Texas) good and poor, respectively, indicating some fatigue in functioning toward end. Some caution with regard to [REDACTED] target should therefore be exercised.
4. Remote viewer described vast structures, partly subterranean, with storage function.





Date 8 April 1981; 0827 hrs

Series [REDACTED]

Session No. _____

Target No. J.S. #15

Target [REDACTED]

Remote Viewer #002

Interviewer H. Puthoff

Beacon(s) CRV (Coordinate Remote Viewing)

Tape Cassette 113

Comments:

1. Coordinate supplied to interviewer Puthoff [REDACTED]
2. Remote viewer and interviewer blind as to target location and target activity.
3. Pre-session calibration experiments with Nat'l Geographic targets (Mt. McKinley, Sea of Galilee, Grand Canyon, St. Vincent Island) yielded acceptable results, indicating fair probability that remote viewer on-line to start. Mid-session calibration (Chapala dry lake bed, Mexico) of medium quality. Post-session calibrations (Great Salt Lake, Utah, Robinson Crusoe Island, Mt. Ararat) of good quality. Overall expectation for [REDACTED] target--medium quality.
4. Remote viewer described what appears to be a [REDACTED] facility.



Date 8 April 1981; 1055 hrs
Series [REDACTED]
Session No. _____
Target No. J.S. #16
Target [REDACTED]
Remote Viewer #002
Interviewer H. Puthoff
Beacon(s) CRV (Coordinate Remote Viewing)
Tape Cassette 114

Comments:

1. Coordinate supplied to interviewer Puthoff [REDACTED]
2. Remote viewer and interviewer blind as to target location and target activity.
3. Remote viewer described large facility, energy producing, perhaps nuclear reactor.



Date 9 April 1981; 0853 - 0919 hrs

Series [REDACTED]

Session No. _____

Target No. J.S. #17

Target [REDACTED]

Remote Viewer #002

Interviewer H. Puthoff

Beacon(s) CRV (Coordinate Remote Viewing)

Tape Cassette 115

Comments:

1. Coordinate supplied to interviewer Puthoff [REDACTED] Coordinate was supposed to be that of J.S. #16 [REDACTED] but the latitude number was 18" off, being given as 02" instead of 20", somewhat less than 600 yards off.
2. Remote viewer and interviewer blind as to target location and target activity of interest.
3. Pre- and post-session calibration experiments with Nat'l Geographic target material (Mount Kilimanjaro and Canyonlands Nat'l Park, Utah, respectively) yielded good results, indicating with high probability that remote viewer was "on-line" throughout [REDACTED] viewing.
4. [REDACTED]



Date 21 April 1981; 0900 hrs

Series [REDACTED]

Session No. _____

Target No. J.S. #18

Target [REDACTED]

Remote Viewer #009

Interviewer [REDACTED]

Beacon(s) "Target"

Tape Cassette 116

Comments:

1. RV session run by [REDACTED] COTR, [REDACTED] SRI personnel not involved.
2. Remote viewer and interviewer blind as to target location and target activity of interest.
3. Pre-session calibration experiment with Nat'l Geographic target material (a site in Ireland) yielded good results, indicating remote viewer "on-line" at session start.

SRI International



Date 24 April 1981; 0835 hrs

Series [REDACTED]

Session No. _____

Target No. J.S. #19

Target [REDACTED]

Remote Viewer #009

Interviewer [REDACTED]

Beacon(s) "Target"

Tape Cassette 117

Comments:

1. RV session run by [REDACTED] COTR, [REDACTED] SRI personnel not involved.
2. Remote viewer and interviewer blind as to target location and target activity of interest.
3. Pre- and post-session calibration experiments with Nat'l Geographic target material (Sea of Galilee area; St. Vincent Is., Windward Is., respectively) yielded good results, indicating with good probability that remote viewer "on-line" during [REDACTED] viewing.
4. Remote viewer described experimental site, high-energy technology.



Date 8 June 1981, 0859 hrs (Session 1); 9 June, 0854 hrs (Session 2)

Series [REDACTED]

Session No. _____

Target No. J.S. #20

Target [REDACTED]

Remote Viewer #002

Interviewer H. Puthoff

Beacon(s) CRV (Coordinate Remote Viewing)

Tape Cassette 118

Comments:

1. Coordinate supplied to interviewer [REDACTED] at beginning of Session 1.
2. Remote viewer and interviewer blind as to target location and target activity of interest.
3. Pre- and post-calibration experiments with Nat'l Geographic target materials yielded good results, indicating with good probability that remote viewer was "on-line" during [REDACTED] viewings.*
4. [REDACTED]

* Session 1: Pre- [REDACTED] Valdez, Alaska; Bora Bora; Port-Said; Post- [REDACTED] Sitankai
 Session 2: Pre- [REDACTED] Beachway, RI; Post- [REDACTED] Mount Rainier.



Date 30 July 1981; 0907 hrs (Session 3)

Series [REDACTED]

Session No. 3

Target No. J.S. #20

Target [REDACTED]

Remote Viewer #002

Interviewer H. Puthoff

Beacon(s) CRV (Coordinate Remote Viewing)

Tape Cassette #119

Comments:

1. Continuation of scans carried out on 6/8/81, 6/9/81.
2. Remote viewer and interviewer blind as to target location and activity of interest.
3. Pre- and post-session calibration experiments with Nat'l. Geographic materials yielded good results (although post-session somewhat weaker), indicating with good probability that remote viewer was "on-line" during [REDACTED] viewings, although not with great depth of contact.*
4. [REDACTED]

*
 Pre-session calibration: Mt. Kilimanjaro, Aruba Island;
 Post-session calibration: Seattle, Washington.



Date 3 August 1981, 0815 hrs (Session 4)

Series [REDACTED]

Session No. 4

Target No. J.S. #20

Target [REDACTED]

Remote Viewer #002

Interviewer H. Puthoff

Beacon(s) CRV (Coordinate Remote Viewing)

Tape Cassette #120

Comments:

1. Continuation of scans carried out on 6/8/81, 6/9/81, 7/30/81.
2. Remote viewer and interviewer blind as to target location and activity of interest.
3. Pre- and post-session calibration experiments with Nat'l. Geographic materials yielded good results, indicating with good probability that remote viewer was "on-line" during [REDACTED] viewings.*
4. [REDACTED]

*
 Pre-session calibrations: Antwerp, Belgium; Bora Bora Island
 Post-session calibration: Erciyas Dagi (Mountain), Turkey.



Date 4 August 1981, 0825 hrs (Session 5)
Series [REDACTED]
Session No. 5
Target No. J.S. #20
Target [REDACTED]
Remote Viewer #002
Interviewer H. Puthoff
Beacon(s) CRV (Coordinate Remote Viewing)
Tape Cassette #121

Comments:

1. Continuation of scans carried out on 6/8/81, 6/9/81, 7/30/81, 8/3/81.
2. Remote viewer and interviewer blind as to target location and activity of interest.
3. Pre-session calibration experiments with Nat'l. Geographic materials yielded good results; post-session calibration experiments yielded correct descriptions but weak interpretations, indicating viewer went somewhat "off-line" during overall sequence.*
4. [REDACTED]

* Pre-session calibrations: Agung volcano; Florence, Italy
Post-session calibrations: Robinson Crusoe Island; Dubrovnik, Yugoslavia.



Date 5 August 1981, 0825 hrs (Session 6)

Series [REDACTED]

Session No. 6

Target No. J.S. #20

Target [REDACTED]

Remote Viewer #002

Interviewer H. Puthoff

Beacon(s) CRV (Coordinate Remote Viewing)

Tape Cassette #122

Comments:

1. Continuation of scans carried out on 6/8/81, 6/9/81, 7/30/81, 8/3/81, 8/4/81.
2. Remote viewer and interviewer blind as to target location and activity of interest.
3. Pre- and post-session calibration experiments with Nat'l. Geographic materials yielded good results, indicating with good probability that remote viewer was "on-line" during [REDACTED] viewings.*
4. [REDACTED]

* Pre-session calibration: Mt. Shasta
 Post-session calibration: Vienna, Austria.



Date 6 August 1981; 0810 hrs

Series [REDACTED]

Session No. _____

Target No. J.S. #21

Target [REDACTED]

Remote Viewer #002

Interviewer H. Puthoff

Beacon(s) CRV (Coordinate Remote Viewing)

Tape Cassette 123

Comments:

1. Coordinate supplied to interviewer Puthoff at session start [REDACTED]
2. Remote viewer and interviewer blind as to target location and target activity of interest.
3. Pre-, mid-, and post-session calibration experiments with Nat'l. Geographic target material (Hong Kong; Mt. Hood; and Kotor, Yugoslavia, respectively) yielded good results.
4. Remote viewer describes complex of buildings, with site having to do with high-energy, high-technology activity.



Date 15 September 1981; 0858 hrs

Series [REDACTED]

Session No. 1

Target No. J.S. #22 [REDACTED]

Target [REDACTED]

Remote Viewer #009

Interviewer H. Puthoff

Beacon(s) "Target"

Tape Cassette 124

Comments:

1. Session monitored [REDACTED]
2. Remote viewer, interviewer and monitor blind as to target location and target activity of interest.
3. Site accessed by abstract "Target," taken to correspond with a site chosen [REDACTED] by COTR [REDACTED] and known only to him at time of session.
4. Pre-session calibration with Nat'l. Geographic target site (Dubrovnik Yugoslavia) good, indicating good conditions going into [REDACTED] session.
5. Remote viewer described airfield location and associated buildings, including some interiors.

Appendix C

AN EXAMPLE OF A REMOTE VIEWING RESPONSE



Appendix C

Date 9 April 1981; 0853 - 0919 hrs

Series [REDACTED]

Session No. _____

Target No. J.S. #17

Target [REDACTED]

Remote Viewer #002

Interviewer H. Puthoff

Beacon(s) CRV (Coordinate Remote Viewing)

Tape Cassette 115


Comments:

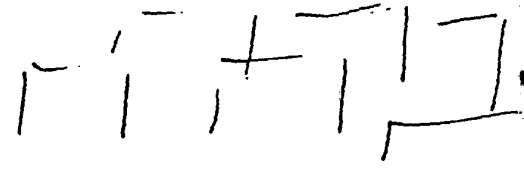
1. Coordinate supplied to interviewer Puthoff [REDACTED] Coordinate was supposed to be that of J.S. #16 [REDACTED] but the latitude number was 18" off, being given as 02" instead of 20", somewhat less than 600 yards off.
2. Remote viewer and interviewer blind as to target location and target activity of interest.
3. Pre- and post-session calibration experiments with Nat'l. Geographic target material (Mount Kilimanjaro and Canyonlands Nat'l. Park, Utah, respectively) yielded good results, indicating with high probability that remote viewer was "on-line" throughout [REDACTED] viewing.
4. [REDACTED]



J.S. #17
Remote Viewer: 002
Monitor: Hal Puthoff


9 April 1981

H: Today is April 9, 1981, Remote Viewer 002 and Hal Puthoff monitoring
J.S. #17. It is 8:53. 



windows
Brown
flat roofed.


Breaks



5 A line
7 Break

valley

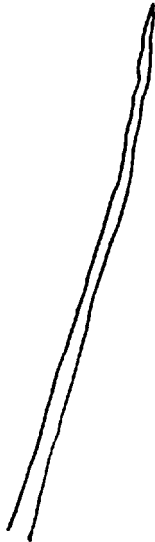
cold
frost
frozen ground



lake to N/E

flat area to south

Seems isolated -



A very high

B ?

Break

aol? * air strip?

TV or communications
relay - ?

*AOL - Analytical Overlay; images thought to be erroneous, being triggered imagination. Possibly relevant, but not taken to be primary data.



V: This is a terrible place for some reason. I am having words like biological, research, human use, human guinea pigs rather, prison fac

H: [Redacted]


V: Chemicals and gas, a biological warfare place. This is like a decompression chamber. Maybe those are contamination chambers. Oh dear, what did we find. Who gave this coordinate? I came across - it seems to be five rather complex chambers in a very large hangar like building. They remind me of the decompression chamber that we saw down at that marine research base on Catalina. A decompression place where people went if they came up from diving too fast. A complex chamber made of reinforced steel and concrete and things and it has tanks. They have tanks of various kinds leading into them.



~ ~ ~

chemicals & gases
Biological warfare.

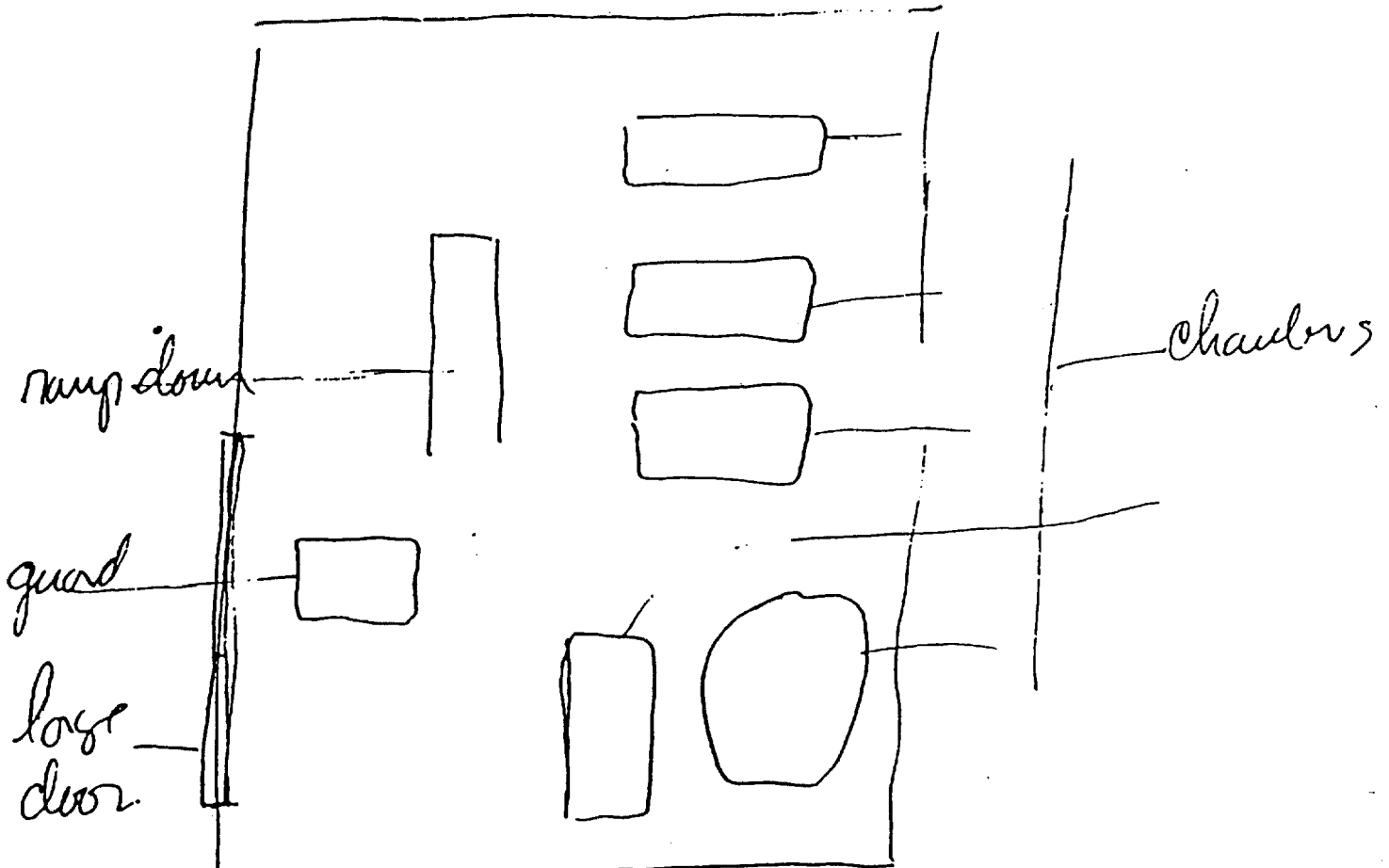
cool's: Mustard gas WWI -



like decompression chambers
in a large hangar-like
building

*AOL - See
previous page

V: There is the smell of disinfectant and ultra violet lights, purple light, lavender light, inside this large hangar like building. The floor seems wet. People wear boots, very large rubber boots. There seem to be inside stairs going down. This place is maybe 40 ft high at least. There are these chamber units there, but there are stairs and an elevator going down. And a ramp and lift forks, so this is underground too. It's funny, there seems to be windows on the outside, but there aren't any windows on the inside. Fake windows. I seem to see what looks like a guard cubicle because it has all glass around, it is inside the building. It has, by comparison to the other cold lavender lights, it has yellow illumination in it. There are six men there. There is a big panel, it seems to be a voltage control panel for some sort of electronics system. Down the ramp are very long corridors. It looks like storage. There are signs everywhere. I can't read the characters but the phoenetics is sort of There are blinking red lights over some doors here and there. I think these are exit markers.





V:

Outside the ground isn't flat, it is sort of like there are hills or artificially made mounds that sort of divide up this compound in a way. Buildings that look like barracks. A whole series of buildings that look like prefabricated boxes, that are sort of all stacked together. Water tank on the hill. Large tower I think and in the area there is an airstrip. It is about 2 miles to the NE I think. I am going to end there. I don't like this place.

At that Class A site there was a tall thing that I couldn't make out I bet that that is a chimney. I bet those are large furnaces.





Appendix D

 RV EVALUATION PROTOCOLS





Appendix D

INSTRUCTIONS TO ANALYSTS (U)

(U) The information provided as enclosure to this report was obtained in response to a collection requirement provided by _____ . This information was acquired from a new and potentially valuable source [REDACTED]. Work is currently being pursued to determine the accuracy, reliability, and improvement potential of this source. Your remarks and attention to the evaluation sheet will be the basis for our assessment of this new collection technique. Therefore, the effort you expend will greatly assist us and will ultimately result in you receiving more data of increasing accuracy and reliability.

(U) While formulating your judgements concerning the data, the following comments concerning this new source of information may be helpful.

(U) Foremost, the data is likely to consist of a mixture of correct and incorrect elements. Specifically:

- (1) [REDACTED] The descriptive elements are generally of higher reliability than judgements or labels as to what is being described (recreational swimming pool may be mistaken for water purification pools, an aircraft hull may be mistaken for a submarine hull, etc.). Therefore, seemingly appropriate descriptive elements should not be rejected because of mislabeling.
- (2) [REDACTED] The data often contain gaps (in a 3-building complex, for example, perhaps only two of the buildings may be described, and an airfield may be added that isn't there). Such gaps or additions should not be taken to mean that the rest of the data is necessarily inaccurate.

[REDACTED] Therefore, a recommended approach is to first examine the entire information packet to obtain an overall "flavor" of the response, reserving final judgement even in the face of certain errors, and then go back through for detailed analysis.

(U) If you have questions regarding the data you have received or on its evaluation please feel free to contact me at any time. Thank you.



PSYCHOENERGETICS PROGRAM
TARGET FILE
(SRI Internal Use Only)

(U) Project Name _____



Viewer _____

Monitor _____

Date _____ Time of Start _____ Time of Finish _____

Client _____

Priority Urgent _____ Routine _____

(U) Target Key _____

() Variance from Standard Protocol _____

(U) Target ID No. _____

() Information Provided by Requestor _____

() Information Provided to the Monitor _____

() Information Provided to the Source _____

() Information Requested by Analyst _____

Date Information Delivered to Client _____

Additional Data Request by Client Yes No

Dates Additional Data Requests Met _____

() Remarks _____



(U) For the summary evaluation, please check the following boxes as to the accuracy of the submitted material.

ACCURACY*

	Site Contact, with Mixed Results				Not Applicable
	Little Correspondence 0	1	2	3	
Geographical locale description (terrain, water, etc.)	<input type="checkbox"/>	<input type="checkbox"/>	<input type="checkbox"/>	<input type="checkbox"/>	<input type="checkbox"/>
Large-scale manmade elements (cities, buildings, silos, docks, railroad lines, airfields, etc.)	<input type="checkbox"/>	<input type="checkbox"/>	<input type="checkbox"/>	<input type="checkbox"/>	<input type="checkbox"/>
Small-scale manmade elements (antennas, computers, offices, etc.)	<input type="checkbox"/>	<input type="checkbox"/>	<input type="checkbox"/>	<input type="checkbox"/>	<input type="checkbox"/>
General target ambience (research, production, administration, storage, etc.)	<input type="checkbox"/>	<input type="checkbox"/>	<input type="checkbox"/>	<input type="checkbox"/>	<input type="checkbox"/>
Relevant specific activities	<input type="checkbox"/>	<input type="checkbox"/>	<input type="checkbox"/>	<input type="checkbox"/>	<input type="checkbox"/>
Personality information (physical descriptions, actions, responsibilities, plans, etc.)	<input type="checkbox"/>	<input type="checkbox"/>	<input type="checkbox"/>	<input type="checkbox"/>	<input type="checkbox"/>
Overall utility	<input type="checkbox"/>	<input type="checkbox"/>	<input type="checkbox"/>	<input type="checkbox"/>	<input type="checkbox"/>

Cannot be determined at this time

* (U) Definitions for the accuracy scale:

0 - Little correspondence Self explanatory.

1 - Site contact with mixed results Mixture of correct and incorrect elements, but enough of the former to indicate source has probably accessed the target site.

2 - Good Good correspondence with several elements matching, but some incorrect information.

3 - Excellent Good correspondence with unambiguous unique matchable elements and relatively little incorrect information.

(U) For the summary evaluation, please check the following boxes as to the accuracy of the submitted material.

ACCURACY*

	Personnel Contact, with Mixed Results					Not Applicable
	Little Correspondence 0	1	Good 2	Excellent 3	Unknown	
Geographical locale description	<input type="checkbox"/>	<input type="checkbox"/>	<input type="checkbox"/>	<input type="checkbox"/>	<input type="checkbox"/>	<input type="checkbox"/>
Dress appearance (uniform, formal, casual, etc.)	<input type="checkbox"/>	<input type="checkbox"/>	<input type="checkbox"/>	<input type="checkbox"/>	<input type="checkbox"/>	<input type="checkbox"/>
Physical appearance (height, weight, scars, hair color etc.)	<input type="checkbox"/>	<input type="checkbox"/>	<input type="checkbox"/>	<input type="checkbox"/>	<input type="checkbox"/>	<input type="checkbox"/>
General health characteristics	<input type="checkbox"/>	<input type="checkbox"/>	<input type="checkbox"/>	<input type="checkbox"/>	<input type="checkbox"/>	<input type="checkbox"/>
Nationality	<input type="checkbox"/>	<input type="checkbox"/>	<input type="checkbox"/>	<input type="checkbox"/>	<input type="checkbox"/>	<input type="checkbox"/>
Personality characteristics (mental, state, demeanor, etc.)	<input type="checkbox"/>	<input type="checkbox"/>	<input type="checkbox"/>	<input type="checkbox"/>	<input type="checkbox"/>	<input type="checkbox"/>
Relevant past responsibilities/activities	<input type="checkbox"/>	<input type="checkbox"/>	<input type="checkbox"/>	<input type="checkbox"/>	<input type="checkbox"/>	<input type="checkbox"/>
Relevant current responsibilities/activities	<input type="checkbox"/>	<input type="checkbox"/>	<input type="checkbox"/>	<input type="checkbox"/>	<input type="checkbox"/>	<input type="checkbox"/>
Relevant planned responsibilities/activities	<input type="checkbox"/>	<input type="checkbox"/>	<input type="checkbox"/>	<input type="checkbox"/>	<input type="checkbox"/>	<input type="checkbox"/>
Governments, agencies, persons responsible to/associated with	<input type="checkbox"/>	<input type="checkbox"/>	<input type="checkbox"/>	<input type="checkbox"/>	<input type="checkbox"/>	<input type="checkbox"/>
Overall utility	<input type="checkbox"/>	<input type="checkbox"/>	<input type="checkbox"/>	<input type="checkbox"/>	<input type="checkbox"/>	<input type="checkbox"/>

Cannot be determined at this time


* (U) Definitions for the accuracy scale:
 0 - Little correspondence Self explanatory.
 1 - Site contact with Mixture of correct and incorrect elements, but enough of the former to indicate source has probably accessed the target.
 2 - Good Good correspondence.
 3 - Excellent





() DETAILED EVALUATION SHEET (U)

<u>Specific Transcript/Drawing Items</u>	<u>Evaluation</u> *	<u>Reference</u>
1. ()		
2. ()		
3. ()		
4. ()		
5. ()		
6. ()		
7. ()		
8. ()		
9. ()		
10. ()		
11. ()		
12. ()		

* 0 to 3 point scale of previous page.



 Additional information desired? Yes No


 Priority Urgent _____ date Routine


- () Items
1. () _____

 2. () _____

 3. () _____

 4. () _____





Appendix E

A SAMPLE RETURNED EVALUATION PROTOCOL

SUMMARY EVALUATION SHEET (U) Site JS #17

(U) For the summary evaluation, please check the following boxes as to the accuracy of the submitted material.

ACCURACY*


	Site Contact, with				Not Applicable
	Little Correspondence	Mixed Results	Good	Excellent	
	0	1	2	3	
Geographical locale description (terrain, water, etc.)	<input type="checkbox"/>	<input checked="" type="checkbox"/>	<input type="checkbox"/>	<input type="checkbox"/>	<input type="checkbox"/>
Large-scale manmade elements (cities, buildings, silos, docks, railroad lines, airfields, etc.)	<input type="checkbox"/>	<input type="checkbox"/>	<input type="checkbox"/>	<input checked="" type="checkbox"/>	<input type="checkbox"/>
Small-scale manmade elements (antennas, computers, offices, etc.)	<input type="checkbox"/>	<input type="checkbox"/>	<input checked="" type="checkbox"/>	<input type="checkbox"/>	<input type="checkbox"/>
General target ambience (re-search, production, administration, storage, etc.)	<input type="checkbox"/>	<input type="checkbox"/>	<input type="checkbox"/>	<input checked="" type="checkbox"/>	<input type="checkbox"/>
Relevant specific activities	<input type="checkbox"/>	<input type="checkbox"/>	<input type="checkbox"/>	<input checked="" type="checkbox"/>	<input type="checkbox"/>
Personality information (physical descriptions, actions, responsibilities, plans, etc.)	<input type="checkbox"/>	<input type="checkbox"/>	<input type="checkbox"/>	<input type="checkbox"/>	<input checked="" type="checkbox"/>
Overall utility	<input type="checkbox"/>	<input type="checkbox"/>	<input checked="" type="checkbox"/>	<input type="checkbox"/>	<input type="checkbox"/>
					Cannot be determined at this time

* (U) Definitions for the accuracy scale:


- 0 - Little correspondence Self explanatory.
 - 1 - Site contact with Mixture of correct and incorrect elements, but enough of the former to indicate source has probably accessed the target site.
 - 2 - Good mixed results
 - 3 - Excellent Good correspondence with several elements matching, but some incorrect information
- Good correspondence with unambiguous unique matchable elements and relatively little incorrect information.



() DETAILED EVALUATION SHEET (U)

<u>Specific Transcript/Drawing Items</u>	<u>Evaluation</u> *	<u>Referen</u>
1. () Identification 	3	IS
2. () Association with prison facility	3	
3. () Geographical Location	1	
4. () Burners	2	
5. () Presence of towers and furnaces	2	
6. () Series of chambers	2	
7. () smell of disinfectants and presence of uv lights	3	
8. () Air field	0	
9. () Nearby lake	0	
10. () Underground	2	
11. ()		
12. ()		

* 0 to 3 point scale of previous page.



Additional information desired?

Yes



No


Priority

Urgent


July / Aug 1931
date

Routine

- () Items 1. () check out chambers 
again
- 2. () Underground Portion
- 3. () 
- 4. () Is facility only a standby




SRI International



5 August 1980


Revised 2 April 1981

FEASIBILITY STUDY ON THE USE
OF RV DETECTION TECHNIQUES
TO DETERMINE LOCATION OF [REDACTED] TARGETS [REDACTED] (U)



TAB D






CONTENTS

LIST OF ILLUSTRATIONS iii

I OBJECTIVE. 1

II INTRODUCTION AND BACKGROUND. 2

 A. Location of Unknown  Targets. 2

 B. Remote Viewing (RV) as a Location Technology. 2

 C. Conclusion. 5

III METHOD OF APPROACH 6

 A. Step 1--Microcomputer-Based Screening Training. 6

 1. Sequential Sampling Statistical Averaging
 Procedure. 8

 2. System Error 12

 3. Test Data. 13

 4. Summary. 13


 B. Step 2--Simulation Testing. 15

 C. Step 3--Demonstration-of-Feasibility Field Study. 15

IV PROPOSED PROGRAM 17

REFERENCES. 18

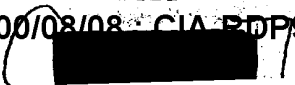
APPENDIX. 19






ILLUSTRATIONS

1	Computer Modeling Task	7
2	Decision Graph for Site Selection.	10
3	Average Number of Trials \bar{n}_1 to Screen Positive	11
4	Decision Graphs for Site Selections Based on the Data of Subject 1 (Table 1) Screening Study, Resulting in Twelve Consecutive Correct Selections	14



I OBJECTIVE

The purpose of this document is to provide an outline of a program to assess the feasibility of using RV detection techniques to determine the location of  targets of interest.*

* Throughout this document the abbreviation RV refers to the term "remote viewing," not to its other use as "re-entry vehicle."

II INTRODUCTION AND BACKGROUND

A. Location of Unknown [REDACTED] Targets

[REDACTED]

B. Remote Viewing (RV) as a Location Technology

Of particular interest along the psychoenergetic lines is a human information-accessing capability that we call "remote viewing" (RV). The RV phenomenon, under study at SRI International for the past nine years, pertains to the ability of certain individuals to access and describe, by means of mental processes, information blocked from ordinary perception by distance or shielding, and generally believed to be secure against such access. This has included the ability of subjects to view remote geographical locations given only geographical coordinates or a designated person on whom to target.

The RV abilities of several subjects have been developed to the point where they can describe--often in great detail--geographical and technical material such as natural formations, roads, buildings, interior laboratory apparatus, and real-time activities. [REDACTED]

In problems of the location type (which have not been addressed in any detail in former programs) the general prospect of a continuum of

possible locations can often be reduced to that of a set of discrete possibilities. This is because, for example, only a finite number of sites are available, or because specifying one of a number of grid squares is sufficient to define location. If a location task can be so defined (to be one of a discrete set of possibilities), then a detection method can be designed around one of the standard formats for RV testing, a statistical form of shell game which is a direct analog of the discrete location problem.

One of the standard formats for RV testing is a computerized form of "shell" game which is a direct analog of the target location situation. The testing procedure addresses the basic problem of choosing, by RV techniques, a "correct" answer from among a number of possible alternatives. An example is provided by an electronically-automated screening study carried out by SRI consultant Charles Tart. Subjects were asked to determine which one of ten possible positions on a circular display had been designated as an active target by the electronic test device's random number generator.⁶ From an unselected population of 2000 university students participating in a mass card screening program, seventy of the better subjects accepted an invitation to be further screened using the automated electronic testing system. Of these, ten were finally chosen to participate in a formal study involving 500 trials each. The results obtained with these ten subjects are shown in Table 1. It is seen that five of the ten subjects scored significantly above chance, all in the range of 1.5-2.5 times chance expectation. The best subject averaged a 24.8% hit rate ($\sim 2.5 \times$ chance) over the 500-trial sequence; the probability of such a result or better occurring by chance is only $p = 2 \times 10^{-28}$.

Furthermore, as good as these results are, the potential utility of such results can be further enhanced by the use of error-correcting statistical averaging techniques. Such techniques have proven themselves





Table 1

ELECTRONICALLY-AUTOMATED SCREENING STUDY

Subject	Hit Rate (10% Expected)	Probability of Obtaining Such a Result by Chance (one-tailed)
1	24.8%	2×10^{-28}
2	20.6%	1×10^{-14}
3	16.2%	2×10^{-6}
4	16.0%	4×10^{-6}
5	15.6%	2×10^{-5}
6	11.8%	nonsignificant
7	11.4%	nonsignificant
8	10.8%	nonsignificant
9	9.4%	nonsignificant
10	7.8%	nonsignificant

capable of amplifying even small statistical advantages to arbitrarily-high-accuracy results. To cite an example, Czech researcher Dr. Milan Ryzl, a chemist with the Institute of Biology of the Czechoslovakian Academy of Science, carried out an experiment with a subject whose base performance level was that he was generally capable of generating better than . . . 60% hit rate targeting on sequences of random binary digits, or bits (0, 1), where chance expectation was 50%.

For the purpose of showing the power of psi enhancement by statistical averaging techniques, Ryzl chose as a task the acquisition, without error, of a 50-digit random binary sequence. The effort took 19,350 calls, averaging 9 sec per call. The hit rate for individual calls was 61.9%, 11,978 hits and 7372 misses.⁷ By means of repeated passes through the



[REDACTED]

sequence and an elaborate (though inefficient*) majority-vote protocol, the subject was able to identify with 100% accuracy all 50 bits. The probability that he did so by chance is only one in 10^{15} .

C. Conclusion

Thus, data already extant from RV detection experiments indicate that (a) one target from among a number can, with some statistical advantage, be determined by RV detection techniques, and (b) the accuracy of doing so can be amplified by statistical averaging techniques. These observations thus provide a sound basis upon which to estimate the feasibility of RV detection of randomly distributed [REDACTED] targets, and the protocols in use are essentially directly applicable in their present form.

* An increase in efficiency by a factor of about 20 could be expected on the basis of a statistical averaging procedure more optimum than that used in the experiment.¹

III METHOD OF APPROACH

With regard to determining the vulnerability of [redacted] targets to RV detection, an approach that recommends itself is a gradient-scale three-step program involving (1) microcomputer-based screening/training, (2) simulation testing, and (3) demonstration-of-feasibility field study. Each of these are discussed below.

A. Step 1--Microcomputer-Based Screening/Training

The first step of the program would involve screening/training a population of volunteers using microcomputer-based modeling of the location problem. Basically, the individuals participating as remote viewers are asked, in repetitive trials, to determine which one of twenty possible locations (schematically represented as circles on a computer-driven graphics display) has been designated as the simulated [redacted] target by the computer's random number generator. The computer display is driven by an LSI-11 microcomputer which, on a trial-by-trial basis, generates a new random display of the circles (to circumvent bias on the part of the remote viewer due to previous choices). The individual enters his selections by button press on a hand device positioned over an X-Y grid (see Figure 1, where a one-in-ten case is shown), and the computer responds by giving immediate feedback as to the correct answer (to encourage learning). As the trials progress, the selections are computer analyzed on line by a statistical averaging program, the output of which indicates whether one of the possibilities has been chosen statistically significantly more often than expected by chance. (In the later application phase essentially the same procedure is followed, with the circles internally



FIGURE 1 COMPUTER MODELING TASK. The circles representing possible target locations are shown in the lower video monitor; a decision graph is shown on the upper monitor. The remote viewer's choice is entered by button press on hand device positioned over x-y grid.



keyed to actual target site possibilities. The procedure differs only in that trial-by-trial feedback would, of course, not be available).

1. Sequential Sampling Statistical Averaging Procedure

An efficient statistical method for the screening/training process is provided by a sequential-sampling technique used in production-line quality control.⁸ The sequential method gives a rule of procedure for making one of three decisions (with regard to each of the possible choices) following each trial, which consists of a remote viewer entering a selection: the accumulated selections have met a pre-established hit-rate criterion (decision positive); the accumulated selection do not exceed chance expectation (decision negative); continue trials (insufficient data to make a decision). The sequential sampling procedure differs from fixed-trial-length procedures in that the number of trials required to reach a decision is not fixed, but depends on the results accumulated with each trial. The principal advantage of the sequential sampling procedure as compared with other methods is that, on the average, fewer trials per decision are required for an equivalent degree of reliability.

To apply the sequential analysis procedure to screening training, we must a priori define the hit rate we require to conclude that useful RV detection is taking place, and what statistical risks we are willing to accept for making an incorrect decision.

To meet these criteria, sequential analysis requires the specification of four parameters to determine from which of two distributions (chance or required-hit-rate) a data stream belongs. They are: p_0 , the fraction of selections of a particular target expected in the chance condition (e.g., $p_0 = 1/20$ for the case under discussion); p_1 , the fraction of selections expected in the presence of a functioning RV capability (e.g., $p_1 = 0.125$ for a 2.5 x chance-expectation requirement, a value that might






be chosen because of previous performance in a successful one-in-twenty task); α , an a priori assigned acceptable error rate (e.g., $\alpha = 0.05$) for concluding that accumulated selections of a particular choice derive from the p_1 (RV) distribution when in fact they derive from the p_0 (chance) distribution (Type I error); β , an a priori assigned acceptable error rate (e.g., $\beta = 0.05$) for concluding that accumulated selections of a particular choice derive from the p_0 (chance) distribution when in fact they derive from the p_1 (RV) distribution (Type II error).

With the parameters thus specified, the sequential sampling procedure provides for construction of a decision graph of the type shown in Figure 2. The decision graph illustrates the rules of procedure for making one of the three possible decisions following each trial: continue test before making a decision (unshaded middle region in Figure 2); decision positive (upper shaded region in Figure 2); decision negative (lower shaded area in Figure 2). The equations for the upper and lower decision lines are given in the Appendix.

With the appropriate equations programmed into the microcomputer, the computer automatically records all data (trial number, target response pair), and displays on the video graphics system progress on a target decision graph. A cumulative record of remote viewer selections is compiled by the computer until either the upper or lower decision line is reached, at which point a decision is made.

Also given in the Appendix are the equations for the average number of trials to make decisions, positive or negative. A plot of the average number of trials to reach a positive decision for typical cases of interest is shown in Figure 3, where 5% (α , β) error rates have been assumed. As an example, we see that for a 2.5 \times expectation rate ($k = 2.5$) hitter, $\bar{n}_1 \approx 62$ trials are required on the average to reach a positive decision on a one-in-twenty target.





2. System Error

The overall system error is dependent on the type of mode employed in site penetration attempts.

(a) If the RV detection task is approached with a tentative choice having already been made (presumably by more conventional means), then the task of the remote viewer is to verify or reject the tentative decision as a backup test. In this mode, only a single decision graph is plotted in the target choice of interest. The probability of error due to chance ($P_{e,c}$) in this case $\sim \alpha$, being given by the product of the probability of making a selection even though operating at chance, and the percentage of such selections that correspond to an incorrect decision:

$$P_{e,c} = \left(\frac{N-1}{N} \right) \alpha .$$

(b) If the RV detection task is approached as a blind one-in- N task (e.g., one-in-20 task), the N decision graphs are plotted in parallel, one for each of the N target choices, as each selection is being made. In this case, to a good approximation the graphs can be treated in the chance condition as independent, and the probability of error due to chance ($P_{e,c}$) $\sim N\alpha$. Specifically, it is given by the product of the probability of making at least one selection in the N graphs by chance (which is one minus the probability of making no selections), and the percentage of such selections that correspond to an incorrect decision:

$$P_{e,c} = \left(\frac{N-1}{N} \right) \left[1 - (1 - \alpha)^N \right] .$$

For example, with $N = 20$, a 1% individual-target error rate ($\alpha = 0.01$) leads to $P_{e,c} = 0.17$, or a confidence factor $1 - P_{e,c} = 0.83$; this provides \sim a 17-fold increase in odds over the one-in-twenty confidence factor expected by chance.




3. Test Data

As a test of the above procedure applied to real data, the data generated by Subject #1, Table 1, were processed by passing it through the sequential analysis statistical averaging program (500 trials, 24.8% hit rate on a one-in-ten task). With the parameters set to correspond to a twice-chance-expectation requirement and 5% (α , β) error rates, the results are as shown graphically in Figure 4: twelve correct selections, in a row, of one-in-ten targets were made in 452 trials. Although the data was gathered under the condition that the correct answers were stored in the computer during the runs, and therefore trial-by-trial feedback could be given as the random number generator stepped through its program, the conditions are nonetheless sufficiently similar to the projected task that the results can be taken as evidence that the proposed approach is sound.

4. Summary

In the screening training program, participants would be screened trained by carrying out the task described in this section, first with trial-by-trial feedback to encourage learning, and then without feedback to model properly an application study. In this initial phase the target for each run would be designated internally by the computer's random number generator.

Carried out on a large-enough scale, the screening training program described in this section would provide realistic estimates of the percentage of population trainable in this task, and the levels of proficiency to which performance in this task could be developed. In a program designed to assess to its fullest the feasibility of locating  targets by RV detection techniques, it is recommended that sufficiently large-scale screening to meet these requirements be considered.

[REDACTED]

B. Step 2--Simulation Testing

The participants who emerge from Step 1 with successful performance profiles would then be asked to participate in Step 2. For this step, a model of an actual [REDACTED] situation with a random one-in-twenty designated target would be constructed. The subject's access to the mockup during experimental runs would be by way of video monitor, although secondary means such as maps or photographs might be utilized in later stages of the study if appropriate.

To carry out the test, a participant (or participants) would be briefed as to the task and then be asked to proceed as in Step 1. The sequential sampling parameters in the microcomputer analysis program would be set in accordance with the performance profile established by the participant(s) in the Step 1 screening training study.

In Step 2 the mechanics of microcomputer recording and analysis of subject selections would be the same as in Step 1. Step 2 differs from Step 1, however, in that a participant's selection from the random circle display, internally keyed to numbered sites, cannot be internally compared to a recorded correct answer.

The results generated by the participant(s) in the site selection procedure would then be tabulated and discussed [REDACTED]. Should the results appear encouraging, then Step 3 would be engaged.

C. Step 3--Demonstration of Feasibility Field Study

The final step in the three-step vulnerability assessment program would consist of a field-demonstration test involving [REDACTED]. Data would be taken using the successful remote viewers of Step 2, both to determine the degree of correlation between performance on the tasks of Steps 2 and 3, and also to evaluate actual performance in the field study.

The possibility of success in such a field study is buttressed by the fact that the procedures described here have been used by us successfully in an exploratory program to determine the locations of hidden [REDACTED] material.

Following a series of such tests, performance profiles for the individual remote viewers would be computed and the overall data set would be evaluated to provide an estimate as to the usefulness of RV techniques [REDACTED]

IV PROPOSED PROGRAM

To accomplish the proposed program, SRI proposes to provide the necessary personnel, facilities, and materials to perform the outlined work, summarized below, and to report on the results thereof.

- Provide to the sponsor the details of the statistical package and hardware setup tailored to sponsor-designated task requirements.
- Screen/train a population of volunteers on an LSI-11 microcomputer-modelled location problem, first with real-time feedback, then without (Step 1).
- Carry out simulation tests on mockups of an actual target situation using participants with successful performance profiles from Step 1 (Step 2).
- Carry out a demonstration-of-feasibility field study on a sponsor-designated test site of interest (Step 3).
- Evaluate data sets to provide estimates of:
 - (a) Percentage of population trainable.
 - (b) Level of proficiency to which task performance can be developed.
 - (c) Usefulness of locating [redacted] targets by RV detection techniques.

It is proposed that the above program be pursued on a three-man-year level-of-effort basis. If programmed as a two-year effort, an expenditure of somewhat less than \$200K for the first year is envisioned. An itemized cost breakdown can be provided on request.

*Final Report
Covering the Period October 1980 to September 1981*

January 1982

**COUNTERMEASURES:
A SURVEY AND EVALUATION (U)**

[REDACTED]

[REDACTED]

[REDACTED]

[REDACTED]

TAB E

[REDACTED]

[REDACTED]

This

[REDACTED]

[REDACTED]

[REDACTED]

SRI International






CONTENTS


I	OBJECTIVE.	1
II	INTRODUCTION	2
III	LITERATURE SURVEY AND EVALUATION	3
IV	THEORETICAL CONSIDERATIONS FOR PSYCHOENERGETIC INTRUSION	6
V	RECOMMENDATIONS.	8
	REFERENCES.	10
	BIBLIOGRAPHY BY CATEGORY.	11





TABLES

1	Mental Intrusion	4
2	Suggested Psychoenergetic Mechanisms	7





I OBJECTIVE

The objective of this program is to determine from a search of pertinent literature whether countermeasures may exist against psycho-energetic intrusions. Furthermore, should countermeasures exist, those most likely to yield results are outlined for further investigation.



II INTRODUCTION

Should countermeasures (CM) against psychoenergetic intrusion exist, they will be accomplished by physical or by mental processes. Physical countermeasures, such as various forms of shielding, implicitly assume the existence of psychoenergetic interactions with the physical world. In the parapsychological literature, such interactions are referred to as remote perturbation (RP), psychokinesis (PK), telekinesis (TK), etc. Countermeasures accomplished by mental processes are difficult to define and even more difficult to investigate. Like jamming a radar signal, mental CM would most likely use the same process as that of the intrusion. Examples of potential mental CM drawn from the occult literature are "psychic attack," "hexes," and the like. This report focuses upon physical CM.

To determine the feasibility of a physical CM device, we must first assess whether simple intrusion detection is possible. The mechanism underlying such a detector would then serve as the basis for the development of a CM device.

Psychoenergetic intrusion may be classified into two categories:

- (1) Material objects are affected
- (2) Information only is obtained from the remote location.

We have surveyed the literature and evaluated the most recent laboratory experiments that address both types of intrusion. This report summarizes that investigation.

III LITERATURE SURVEY AND EVALUATION

To achieve our objective, we have conducted a complete survey of the most recent ten years of parapsychological literature in five different journals.* We have limited the period surveyed:

- To ensure that the threat assessment of psychoenergetic intrusion is relevant to modern facilities.
- To make the survey chronologically compatible with a previously completed survey of random number generator (RNG) RP.

Sixty-five papers were identified that pertain to RP, exclusive of RNG studies. Combined with the papers reviewed in a previous report¹ we now have a data base of approximately 100 laboratory publications of experiments that suggest the probability of mental intrusion.

These reports fall into categories (Table 1) that can be arranged into a hierarchy of the magnitude of intrusive effect. This same organization yields a parallel hierarchy of credibility that is determined by soundness of methodology and replicability. In general, phenomena reported at the beginning of the table [e.g., effects on RNG, dice experiments, remote viewing] tend to be characterized by rigorous experimental design. Remote perturbation effects listed at the end of the table (metal bending, levitation) are more difficult to assess because of incomplete descriptions of controls and the near anecdotal nature of the reports. Most of the papers claiming evidence of physical effects are not subject

* These journals were the Journal of Parapsychology, the Journal of American Society for Psychical Research, the Journal of the Society for Psychical Research, the European Journal of Parapsychology, and Research in Parapsychology.

Table 1

MENTAL INTRUSION

Type of Intrusion and Examples	Effect of Intrusion
<p>I Data gathering</p> <ul style="list-style-type: none"> • Remote viewing (RV) • Out-of-body experiences (OOBE) • Psychoenergetic data selection (PDS) <ul style="list-style-type: none"> - Pseudorandom number generator - True random number generator 	<p>Minimal</p>
<p>II Perturbation of systems and objects</p> <ul style="list-style-type: none"> • Transient systems <ul style="list-style-type: none"> - Dice throwing - Random number generators - Thoughtography - Spinning coin • Biological systems <ul style="list-style-type: none"> - Paramecia - Small animals - Humans (physiology and movement) • Stable systems <ul style="list-style-type: none"> - Strain gauge - Thermometry - Magnetometer - Bubble chamber • Static objects <ul style="list-style-type: none"> - Metal bending - Compass needle deflection - Moving plastic tubes, small jars, etc. - Table levitation 	<p>Some physical effect</p>
<p>III Unusual or rare RP</p> <ul style="list-style-type: none"> • Materializations • Large scale levitations and RP <ul style="list-style-type: none"> - D. D. Home 	<p>Large scale effect</p>

[REDACTED]

to evaluation because the descriptions of the experiments are incomplete in one or more aspects. To consider the possibility of physical CM, we are forced to assume that all reports are true, and to exercise caution in drawing conclusions from the data base.

In analyzing the data-gathering form of intrusion, we find ample evidence in [REDACTED] the [REDACTED] literature^{2,3} that RV may be a valuable information-gathering technology. Because no reported perturbation occur at the time of RV data acquisition, we are unable to recommend a physical countermeasure. However, evidence from two OOBE^{4,5} suggests that there may be a concomitant remote perturbation that can be detected at the time of the OOBE. Whether RV produces similar detectable effects remains to be determined.

Analysis of the remaining forms of intrusion presented in Table 1 revealed that virtually none of the papers discussed effects at distances greater than a few meters. (For example, almost all of the metal bending reported occurred with the subject actually touching the object in question.) These observations suggest that the simplest form of countermeasure in these cases may be distance between sensitive equipment and a putative RP agent.

Some forms of RP may be accomplished by unusual (but not psycho-energetic) human abilities. (For example, some authors have suggested that RP on static objects may be explained by the subject's ability to generate electric fields.) In such cases, standard shielding techniques would serve as an adequate countermeasure.

IV THEORETICAL CONSIDERATIONS FOR PSYCHOENERGETIC INTRUSION

Theoretical understanding of psychoenergetic processes is still in its infancy. With one possible exception,^{6,7} all suggestions for mechanisms must be categorized as "plausibility" arguments.

Table 2 shows the current theoretical ideas with a brief description of each.

In order to suggest possible countermeasures, we must assume that a given mechanism is responsible for the phenomena. From Table 2, we see that Mechanisms 1 and 6 are "normal" because they involve well understood physical processes and thus have recognizable countermeasures. The remaining mechanisms, however, have no known physical CM. Yet, to disallow the possibility of some form of mental CM would be premature.

Table 2

SUGGESTED PSYCHOENERGETIC MECHANISMS

Mechanism	Description	Possible Countermeasure
(1) Extremely low frequency (ELF)	Low frequency electromagnetic radiation emanating from the ~10 Hz component of normal brain functioning acts as information carrier.	Standard ELF shielding procedures (superconductivity and seawater)
(2) EPR paradox	Quantum mechanical argument for nonrelativistic (faster-than-light) "communication" between separated quantum systems.	Unknown physical CM or mental CM
(3) Hypergeometry	The distance between points in normal 3-space vanishes in hyperspace. Thus the case of access to "remote" information.	Unknown physical CM or mental CM
(4) General quantum mechanics	Human consciousness is intimately involved in the wave function collapse.	Unknown physical CM or mental CM
(5) Advanced waves in Hilbert space	Information propagates backward in time because of the time symmetries of the equations of quantum mechanics.	Unknown physical CM or mental CM
(6) Other exceptional, but nonpsychoenergetic human functioning	The ability to modify ^a , normal body functioning in exceptional ways (e.g., large skin potentials, exceptional strength, ultrasonic generation and the like).	Standard physical shielding techniques

V RECOMMENDATIONS

Because considerable evidence for the information-gathering form of psychoenergetic intrusion exists and because evidence also exists that some forms of this intrusion incidentally affect physical objects, we recommend that a countermeasure program be initiated. To optimize the likelihood that such a program will have definitive results, we outline here a systematic, but limited effort.

Several considerations beyond those of the survey must influence the design of a physical CM program. They are:

- Devices must be chosen that have demonstrated susceptibility to RP.
- Devices must be sensitive, yet isolated from the environment.
- Engineering (hardware/software) should be kept at a minimum.
- The approach should be systematic and should follow some of the earlier reported efforts.

Given these constraints, three types of hardware are suggested for study in a physical CM program:

- (1) A RNG device
- (2) Temperature sensing elements.
- (3) Film detectors.

A RNG device was selected because such devices have been under study for 10 years. It is clear from this data base and from one study¹ conducted at SRI International that some form of psychoenergetic interaction exists. To isolate the form of interaction and to assess the usefulness of RNGs as potential intrusion detectors, a modest redesign of the existing RNG

device is necessary. Little or no effort is required to update our proven analytical system.

Although there are other devices (e.g., strain gauges, magnetometers, etc.) that have also been reported as susceptible to RP, we chose temperature sensing hardware and film detectors because of engineering considerations.

In summary, we recommend that an RNG device, temperature sensing elements, and film detectors be investigated with regard to their susceptibility to RP as an initial step toward intrusion detection and physical countermeasures.



Final Report
Covering the Period October 1980 to October 1981

April 1982

**AUDIOLINGUISTIC CORRELATIONS WITH THE QUALITY
OF REMOTE VIEWING SESSIONS (U)**

SRI International



TAB F



CONTENTS

LIST OF ILLUSTRATIONS	iii
LIST OF TABLES	iii
I OBJECTIVE	1
II INTRODUCTION	2
A. Statement of Problem	2
B. Possible Solution	2
C. Historical Perspective of Audio Analysis Techniques	3
III METHOD OF APPROACH	5
A. Selection of Data Base	5
B. Audiolinguistic Protocol	7
C. Scoring the Utterances	8
1. Preprocessing the Utterances	8
2. Target-Independent Analysis	8
3. Target-Dependent Analysis	9
IV RESULTS	11
V CONCLUSIONS	13
REFERENCES	14
APPENDICES	
A VERBATIM TRANSCRIPT FOR COORDINATE D-3 (DOLL)	15
B SCORE SHEETS FOR THE "DOLL" TRIAL IN THE "COORDINATE BOX EXPERIMENT"	23





ILLUSTRATIONS


1	4 x 4 Array of Objects used in Box Coordinate Experiment . .	6
---	--	---

TABLES

1	Quality Rating for a Concept that has been Identified at the Site.	10
2	Visual Functional Centrality Rating Scale for Target Sub-Element.	10
3	Audiolinguistic Analysis Results	12
B-1	Audiolinguistic Category: Present Time (PT)	24
B-2	Audiolinguistic Category: Debriefing (DB)	25
B-3	Audiolinguistic Category: Analysis (AN)	27



I OBJECTIVE

The objective of this program was to determine the feasibility of developing audio analysis techniques that can  separate correct from incorrect statements recorded during remote viewing (RV) experiments.

II INTRODUCTION

A. Statement of Problem

During a typical RV session, the subject produces a wealth of spoken material, but only some of this material relates to the chosen target. Unfortunately it is difficult to identify the target-related material without a priori knowledge of which times the subject was engaged in accurate RV. The question posed in this study was whether it is possible to use audio analysis techniques to determine when a subject is accurately describing the intended target.

B. Possible Solution

Careful listening to tapes of sessions with a single subject suggests that some target-related material was uttered in a different tone of voice than other material (e.g., conversation with the monitor). For this subject, accurate remote viewing appears associated with certain changes in speech behavior, including speaking more softly, more slowly, longer pauses, and with a dream-like quality.

In general, if a subject were to exhibit a particular set of speech changes whenever target-related material was being produced, the analyst could use these speech changes to separate the related from the unrelated material without knowledge of the target. We explored the relationship between changes in speech behavior and the accuracy of target descriptions in this study.



C. Historical Perspective of Audio Analysis Techniques

Earlier research has shown that changes in speech behavior can reflect subtle physiological changes such as those resulting from stress or disease. Two studies representing this research will be described to provide a context for the present study of speech changes observed during RV sessions. These studies illustrate different approaches to speech analysis.

The first study was designed to examine how speech behavior may be influenced by task-induced stress.¹ An arithmetic task requiring a verbal response was repeatedly administered to each of ten male subjects. The difficulty of the task was varied from trial to trial: on some occasions the subject was obviously stressed, and on other occasions he was relatively relaxed. Contrasting responses containing the same test phrase were compared by means of critical listening and instrumental analysis.

Listeners were able to discriminate between the responses representing the stress and control conditions for many subjects. Level measurements showed that three subjects spoke more softly and one subject spoke more loudly under stress. Measurements of fundamental frequency provided similar results: some subjects raised their vocal pitch, others lowered their vocal pitch, and still others exhibited unique pitch contours when the task became stressful. An extensive comparison of spectrograms demonstrated many other stress-related changes in the speech signal. Temporal and spectral irregularities were observed in the acoustic pulses that are generated in the larynx during speech production. Stress also affected the precision with which particular speech sounds were articulated.

The second study was concerned with speech changes that are related to cerebrovascular disorders.^{2,3} The purpose of the study was to develop a subjective method of speech analysis that could be used to identify persons who have suffered a minor stroke. Because stroke affects speech



production in a complex manner, all speech samples that were analyzed were first converted into spectrograms. Experiments were conducted to determine whether certain speech attributes observed in the spectrograms could be used to discriminate between a population of diagnosed stroke patients and an age-matched population of normal speakers. Linear discriminant scores based on ratings of only six speech attributes correctly classified 89 percent of the stroke patients and 87 percent of the normal speakers.

III METHOD OF APPROACH

A. Selection of Data Base


To determine a useful set of audiolinguistic (A/L) criteria, it was important in this pilot investigation to work with a RV data base that met two conditions:

- (1) The data base had been independently analyzed by "blind" judging procedures.
- (2) The RV targets had to be well-defined.

The first requirement defined the minimum assessment standard; namely, any A/L technique had to perform at least as well as blind judging procedures. The second requirement allowed for an unambiguous element-by-element comparison between target information and RV-generated data. To meet these requirements, an existing data base from earlier SRI experiments was used.


In an early attempt to assess the nature of "abstract" targeting, Subject 504 was the only participant in the "Coordinate Box Experiment." The target material was a collection of 16 small dissimilar objects, placed one each in a 4 x 4 matrix array. Each cell of this matrix was a cube measuring approximately one foot on a side. Subject 504 was targeted with only a row and column address and asked to describe the object at that location. The experiment consisted of six trials. A complete description of this experiment can be found elsewhere.⁴

The overall result derived from blind judging analysis was significant. Two important features of this experiment were (1) the targets were well defined (Figure 1) and (2) the target-transcript correspondences



production in a complex manner, all speech samples that were analyzed were first converted into spectrograms. Experiments were conducted to determine whether certain speech attributes observed in the spectrograms could be used to discriminate between a population of diagnosed stroke patients and an age-matched population of normal speakers. Linear discriminant scores based on ratings of only six speech attributes correctly classified 89 percent of the stroke patients and 87 percent of the normal speakers.

4



Target Independent Analysis

In the target-independent analysis, a simple count of the number of nonredundant concepts in each category is computed. It was hypothesized that the percent of PT statements would correlate with the blind judging results and thus could serve as a predictor of RV quality.

8



[REDACTED]

ranged from excellent to rather poor. These two features allowed for a sensitive test of the A/L procedure described below.

B. Audiolinguiatic Protocol

[REDACTED]

From these summations, the percent PT is calculated from

$$\%PT = \text{No.}(PT) / [\text{No.}(PT) + \text{No.}(DB)] \quad (1)$$

where No.(PT) and No.(DB) are the number of PT and DB concepts, respectively. It must be noted the %PT can be calculated without any knowledge of the target.

3. Target-Dependent Analysis

Following an idea first proposed by Targ et al.,⁵ a detailed target-dependent analysis was devised. With a response conceptualized in accordance with the above guidelines, the target-dependent analysis proceeds in three steps:

- (1) Binary determination--Each concept is assigned a one if some element in the target appears to correspond to the concept in question. The concept is assigned a zero otherwise. There is no implied evaluation at this point, but if there is a correspondence, the identified element must be explicitly noted.
- (2) Quality evaluation--A quality evaluation is made for each concept that has been assigned a one from Step (1) above. The evaluation is made on a one-to-five-point scale shown in Table 1.
- (3) Centrality evaluation--Each concept that has been assigned a one from Step (1) above is also evaluated with respect to the centrality of the corresponding target element. Centrality is expressed as a number between one and five (Table 2). This numeric assignment is made according to the element's importance to the target as a whole and is based on target information only.

The scores from these three steps are then multiplied together to form a composite score (maximum of 25) for each concept in each response. Appendix B is a complete example of this procedure for one of the three responses, i.e., for which the target was a small rag doll (Figure 1).

Table 1

QUALITY RATING FOR A CONCEPT
THAT HAS BEEN IDENTIFIED AT THE SITE
(Specific Target Sub-element)

- (1) Little correspondence, but possible
- (2) Some correct elements
- (3) Mixture of correct and incorrect, but more of the former
- (4) Good correspondence, with unambiguous matchable elements
- (5) Excellent correspondence, perhaps with correct analysis of the sub-element.

Table 2

VISUAL FUNCTIONAL CENTRALITY RATING SCALE
FOR TARGET SUB-ELEMENT

- (1) Present, but a trivial or hardly noticeable feature
- (2) Minor feature, could be overlooked, not central
- (3) Prominant, but not central
- (4) Strong, central, visual feature, can not be missed
- (5) Immediately strikes the eye as central. Only one element gets this rating.



IV STATISTICAL RESULTS

Table 3 shows the results of A/L analysis as it was applied to three of the six targets for the coordinate box experiment. The plant, the book, and the doll were chosen for this initial study because the quality of their corresponding transcripts, as described earlier, was poor, intermediate and excellent, respectively. The results of the blind judging for the actual experiment are shown in the last column in Table 3. The Greek letter mu (μ) in Table 3 is calculated from the overall concept scores for each category from

$$\mu = \Sigma \text{ concept scores} / N$$

where N is the total number of concepts for the specific category. The μ , then, represents the average score out of a maximum possible 25 for each category. The %PT was calculated from Eq. (1), and F is the F ratio derived from a one-way analysis of variance. For each target, a one-way analysis of variance was computed under the null hypothesis assumption that the scores for A/L category do not differ from one another.

The %PT and the F-ratio represent the results for the target-independent and target-dependent A/L analysis respectively: a correlation with blind judging exists for both analyses.





Table 3

AUDIOLINGUISTIC ANALYSIS RESULTS

Target	μ_{PT}	μ_{DB}	μ_{AN}	N_{PT}	N_{DB}	N_{AN}	%PT	F	Blind Judging (Relative Units)
Plant	4.88	4.79	2.36	8	28	11	0.22	1.47	1.00
Book	2.50	4.45	1.63	10	20	8	0.33	1.53	2.19
Doll	7.37	8.33	0.00	19	18	7	0.51	4.38	5.09



V CONCLUSIONS

This pilot investigation was conducted on the basis of a detailed analysis of three trials from a single subject. Therefore, it is premature to conclude with certainty to what degree the particular A/L analysis technique used with this subject can be generalized. It is possible, however, to conclude that the A/L technique is basically productive in its approach. In particular the observed correlation of the target-independent analysis with previous blind judging results is highly encouraging.

As the A/L analysis technique evolves further, a single set of A/L criteria is not expected to be applicable across subjects; rather, for the operational setting, in all likelihood a subject-specific set of criteria must be developed.

In summary, it should be emphasized that, (1) at a minimum, some improvement in the RV product can be immediately realized by rejecting all analytical (AN) statements; (2) beyond that, a full audio-linguistic (A/L) analysis of utterances appears to further differentiate correct from incorrect statements generated in RV sessions.

REFERENCES

1. Hecker, M.H.L., Stevens, K. N., von Bismarck, G., and Williams, C. E., "Manifestations of Task-Induced Stress in the Acoustic Speech Signal," J. Acoust. Soc. Amer., Vol. 44, pp. 993-1001 (1968).
2. Hecker, M.H.L., and Kreul, E. J., "Research on Speech Changes Related to Disease," Final Report, Projects 7742 and 8853, Stanford Research Institute, Menlo Park, CA (April 1974).
3. Bell, D. W. and Poza, F., "Discrimination between Stroke Patients and Normal Speakers on the Basis of Speech Attributes Observed in Spectrograms," Final Report, Project 3954, Stanford Research Institute, Menlo Park, CA (February 1976).
4. Targ, R., Puthoff, H. E., Humphrey, B. S., and Tart, C. T., "Investigations of Target Acquisition," Research in Parapsychology, pp. 122-124 (1979).
5. Targ, R., May, E., Puthoff, H., and Hecker, M., Interim Technical Report (Covering the period 20 July 1981 through 4 August 1981) SRI Project 3279, SRI International, Menlo Park, CA (August 1981).



*Final Report
Covering the Period October 1981 to September 1982*

December 1982

**RV RELIABILITY, ENHANCEMENT, AND
EVALUATION (U)**

TRB G


SRI International



Final Report

December 1981

**RV RELIABILITY, ENHANCEMENT, AND
EVALUATION (U)**



I OBJECTIVE (U)

The objective of the Remote Viewing (RV)* Reliability, Enhancement, and Evaluation Task is to develop remote viewing techniques, to enhance the potential for applications.

A large, solid black rectangular redaction block covers the bottom portion of the text area, obscuring several lines of text.

* (U) RV (remote viewing) is the acquisition and description, by mental means, of information blocked from ordinary perception by distance or shielding.



II INTRODUCTION (U)

[REDACTED] SRI International is tasked with assessing the potential of RV [REDACTED] In this task, as defined for fiscal years (FY) 1981 through 1983, special emphasis is placed on the possibility that enhancement techniques can be developed that will significantly increase levels of accuracy and reliability.

[REDACTED] The three-year effort focuses on (1) the development of techniques to enhance the accuracy and reliability of RV, (2) the application of RV [REDACTED] (3) the evaluation of such techniques and applications, and (4) the integration of RV [REDACTED]. The apportionment of these efforts over the three-year period is shown in Figure 1.

[REDACTED] Investigation of the RV phenomenon at SRI International over the past decade has ranged from basic research, where proof of the existence of the phenomenon was at issue, to [REDACTED] applications, in which the existence of the phenomenon is assumed. The present study emphasizes applicability--proof of the phenomenon is not explicitly pursued here. Some pragmatic measure of demonstration of existence is provided, however, by assessment of the quality of results obtained in [REDACTED] tests carried out under the double-blind conditions.

[REDACTED] In this report we discuss the effort for FY 1982. This effort consisted of:

- (1) Continued development of a six-stage RV training procedure, hypothesized to lead to improved RV performance. Special emphasis was placed on developing tools that were useful in differentiating and identifying technological facilities.



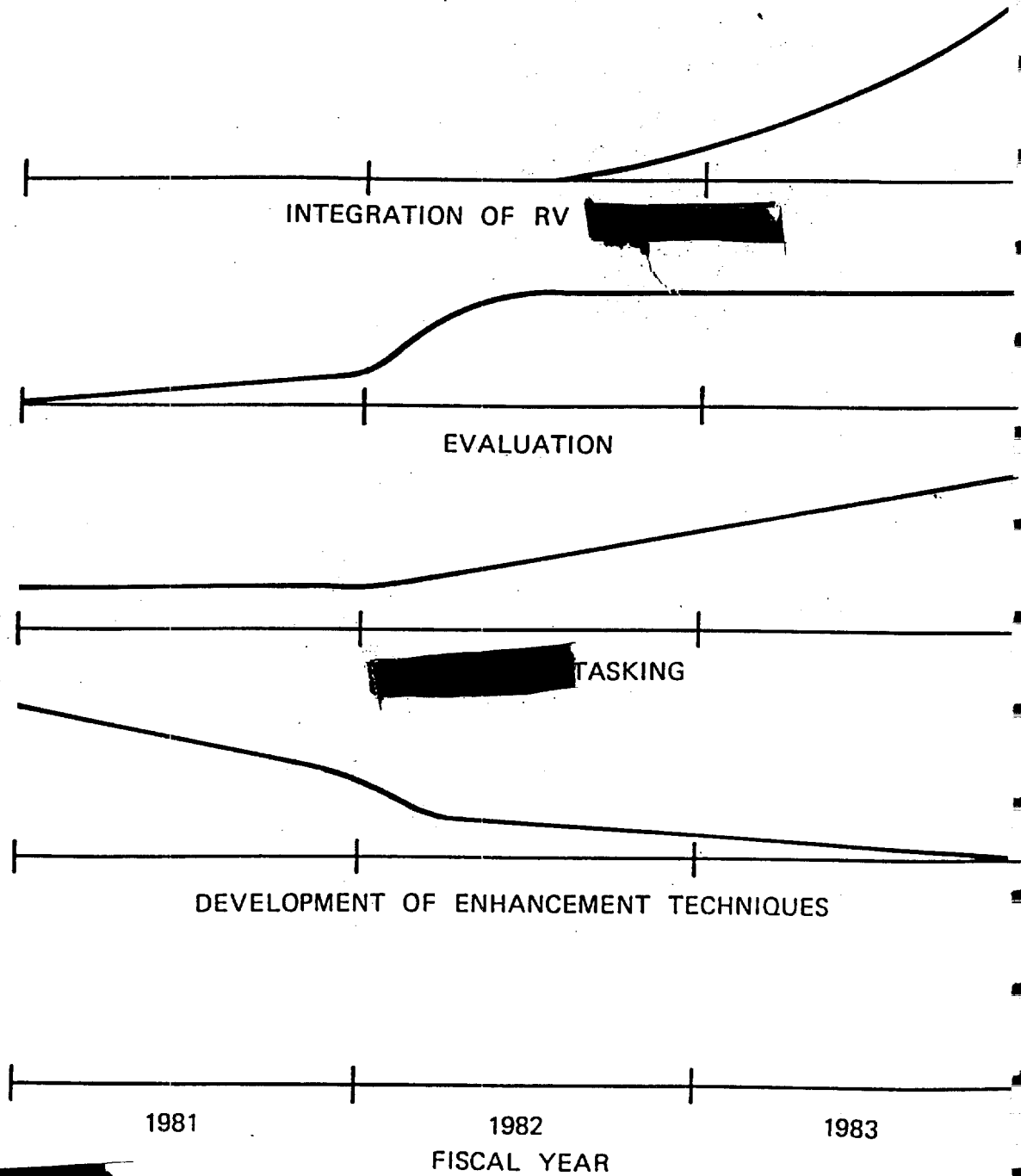




FIGURE 1 (U) RV ENHANCEMENT PROGRAM



Table 2




REMOTE VIEWING TASKS (FY 82) (U)

Target	Date	Viewer
J.S. #23; [REDACTED]	10/26/81	#009
J.S. #24; [REDACTED]	10/27/81	#009
J.S. #25; [REDACTED]	10/29/81	#009
J.S. #26; [REDACTED]	12/7/81	#009
J.S. #27; [REDACTED]	12/10/81	#009
J.S. #28; [REDACTED]	12/13/81, 12/14/81, 12/15/81, 12/16/81	#009
J.S. #29; [REDACTED]	12/14/81	#002
J.S. #30; [REDACTED]	12/14/81	#002
J.S. #31; [REDACTED]	12/15/81	#002
J.S. #32; [REDACTED]	12/18/81, 1/10/82 12/21/81, 1/17/82	#009 #009 (Group)
J.S. #33; [REDACTED]	1/7/82	#002, #622
J.S. #34; [REDACTED]	3/1/82, 3/2/82, 3/24/82, 5/5/82, 5/6/82, 5/7/82, 5/11/82, 5/18/82, 5/19/82	#002

(U)

date, site, viewer, and so forth, along with the capability of yielding trend analysis functions.






V SUMMARY OF THE FY 82 RV ENHANCEMENT TASK (U)

Progress in the FY 82 RV Enhancement Task can be summarized as follows:

- RV enhancement procedure further developed.
 - Special emphasis on procedures applicable to identification of technological facilities.
 - 75 RV research/training practice trials with I. Swann.
- Procedure transfer begun to five novice SRI staff members and consultants.
 - Orientation and practice through various levels of Stage II.
- Procedure transfer begun to two novice [redacted] personnel.
 - One RVer mid-Stage II; 53 RV training trials.
 - One RVer nearly complete on Stage II; 77 RV training trials.
- Data obtained on [redacted] Sites J.S. #23 through J.S. #34.
- RV evaluation protocols developed.*
- Computerized RV data-base management system developed to completion (LSI 11/23 stand-alone microcomputer).

* (U) E. C. May, "RV Evaluation Protocol (U)," Final Report, SRI Project 4028-5, SRI International, Menlo Park, CA (December 1982), [redacted]





Date 26 October 1981; 0830

Series [Redacted]

Session No. 1

Target No. J.S. #23

Target [Redacted]

Remote Viewer #009

Interviewer _____

Beacon(s) Abstract ("Target")

- Comments:
1. Session conducted by [Redacted]
 2. Remote viewer and interviewer blind as to target location and activity of interest; interviewer knowledgeable only of broad technologies of concern.
 3. Viewer gives only general description of building layout.

H. E. Puthoff

H. E. Puthoff, Ph.D., Radio Physics Laboratory



Date 27 October 1981; 0835

Series [Redacted]

Session No. 1

Target No. J.S. #24

Target [Redacted]

Remote Viewer #009

Interviewer _____

Beacon(s) Abstract ("Target")

- Comments:
1. Session conducted by [Redacted]
 2. Remote viewer and interviewer blind as to target location and activity of interest.
 3. Viewer described construction, a building, planned for laboratories [Redacted]

H. E. Puthoff



Date 29 October 1981; 0900

Series [Redacted]

Session No. 1

Target No. J.S. #25

Target [Redacted]

Remote Viewer #009


Interviewer _____

Beacon(s) Abstract ("Target")

- Comments:
1. Session conducted by [Redacted]
 2. Remote viewer and interviewer blind as to target location and activity of interest.
 3. Viewer described a facility dedicated to a single purpose, technological, high use of cooling water.

H. E. Puthoff

H. E. Puthoff, Ph.D., Radio Physics Laboratory



Date 7 December 1981; 1012

Series [Redacted]

Session No. _____

Target No. J.S. #26

Target [Redacted]

Remote Viewer #009



Interviewer _____

Beacon(s) Phrase "Target"

Comments: Session carried out by [Redacted]

H. E. Puthoff

H. E. Puthoff, Ph.D., Radio Physics Laboratory



Date 10 December 1981, 1010 (Scan 1); 1050 (Scan 2)

Series [Redacted]

Session No. _____

Target No. J.S. #27

Target [Redacted]

Remote Viewer #009

Interviewer _____

Beacon(s) Phrase "Target"

Comments: Session carried out by [Redacted]

H. E. Puthoff

H. E. Puthoff, Ph.D., Radio Physics Laboratory



Date 13 December 1981; 0917

Series [REDACTED]

Session No. 1

Target No. J.S. #28

Target Unknown locations: 12/10/81, 1000; 12/11/81, 1000, afternoon, evening
12/17/81 (Future RV), morning, noon, dusk, evening

Remote Viewer #009

Interviewer #026

Beacon(s) Abstract (Target date A, B, C; Time 1, 2, 3, 4)

- Comments:
1. List of target dates, times, given to interviewer at session start [REDACTED] locations corresponding to those dates and times requested. No further description of task given.
 2. Remote viewer and interviewer blind as to target significance and activity of interest.
 3. Mid-session calibration experiments with Nat'l Geographic target material (Stuttgart, Arkansas; Gibraltar) yielded good results, indicating remote viewer generally "on-line."
 4. In addition to descriptions of locations, viewer described an individual (and a group) who seemed to be associated with the locations of interest.

H. E. Puthoff
 H. E. Puthoff, Ph.D., Radio Physics Laboratory



[Redacted]

[Redacted]

Date 14 December 1981, 1230 (Session 1); 1405 (Session 2); 1523 (Session 3)

Series [Redacted]

Session No. 1, 2, 3

Target No. J.S. #29

Target [Redacted] 18-20 August 1981

Remote Viewer [Redacted] #002

Interviewer H. Puthoff, [Redacted]

Beacon(s) CRV (Coordinate Remote Viewing)

- Comments:
1. Sessions carried out [Redacted] [Redacted] coordinates and dates of interest brought to session [Redacted]
 2. Remote viewer blind as to target location and activity of interest.
 3. On-line check calibration trials utilizing Nat'l Geographic target materials yielded good results, indicating remote viewer generally "on-line" for remote viewing.
 4. Remote viewer described a [Redacted] training camp; [Redacted]

H. E. Puthoff
 H. E. Puthoff, Ph.D., Radio Physics Laboratory

[Redacted]



Date 14 December 1981, 1650

Series [REDACTED]

Session No. 1

Target No. J.S. #30

Target [REDACTED]

Remote Viewer #002

Interviewer H. Puthoff, [REDACTED]


Beacon(s) Hidden picture in envelope


- Comments:
1. Sessions carried out at [REDACTED]
 2. Remote viewer blind as to identify of target person and his activities of interest.
 3. Pre- and post-op calibration trials with Nat'l Geographic materials (Sierra Madre and Tel Aviv, respectively) yielded good results, indicating remote viewer generally "on-line" for remote viewing.
 4. Remote viewer profiled subject of interest.

H. E. Puthoff

H. E. Puthoff, Ph.D., Radio Physics Laboratory

SRI International





Date 15 December 1981, 0857

Series [Redacted]

Session No. 1

Target No. J.S. #31

Target [Redacted]

Remote Viewer #002

Interviewer H. Puthoff, [Redacted]

Beacon(s) [Redacted]


Comments: Session carried out at [Redacted]
[Redacted] Coordinates and date of interest
brought to session [Redacted]


Remote viewer blind as to target location and activity of interest.
On-line-check calibration trials utilizing Nat'l Geographic target materials (listed below)* yielded good results, indicating remote viewer generally "on-line" for remote viewing.
Remote viewer described a social event [Redacted] with people awaiting some event. Nothing of note (precognitively) is to happen.

[Redacted] Waikiki, Corrientes, Mt. Everest, Turku Archipelago,
[Redacted] University of Spain, Central Park, NYC. Midcheck: Bodrum.
[Redacted] Cape Cod.

H. E. Puthoff

H. E. Puthoff, Ph.D., Radio Physics Laboratory





Date 18 December 1981, 1445

Series [Redacted]

Session No. 1

Target No. J.S. #32

Target [Redacted]

Remote Viewer #009

Interviewer H. Puthoff

Beacon(s) [Redacted]

Comments:

H. E. Puthoff

H. E. Puthoff, Ph.D., Radio Physics Laboratory



Date 17 January 1982

Series [REDACTED]

Session No. 4

Target No. J.S. #32


Target [REDACTED]

Remote Viewer #009 (Group)

Interviewer none

Beacon(s) [REDACTED]


- Comments:
1. On 17 January 1982, RVer turned over to H. Puthoff [REDACTED] a compilation of inputs from RVer's labeled Apple, Baker, Char Delta, Theta, Lambda, Epsilon, and Pi. The dates of individual remote viewings spanned the dates 15 December 1981 - 12 January 1982.
 2. Compilation carried [REDACTED] 18 January 1982.



H. E. Puthoff

H. E. Puthoff, Ph.D., Radio Physics Laboratory





Date 7 January 1982, 0700

Series [REDACTED]

Session No. 1, 2

Target No. J.S. #33

Target "Letters" author (unknown)

Remote Viewer #002 (Participant "A"), #622 (Participant "B")


Interviewer none


Beacon(s) "Letters" author

- Comments:
1. Remote viewers #002 and #622 were asked to describe, and if possible determine the location of, the anonymous author of a series of [REDACTED] letters [REDACTED].
 2. Copies of letters dated July of 1981 (2), August 1981, and November 1981 were sent to #002 [REDACTED]; also hand delivered to Puthoff [REDACTED] on 15 December 1981.
 3. The remote viewers' renderings were turned over to H. Puthoff at SRI, who then telexed it [REDACTED] on 11 January 1982.

H. E. Puthoff

H. E. Puthoff, Ph.D., Radio Physics Laboratory





Date 1 March 1982; 0853 (Scan 1)

Series [REDACTED]

Session No. _____

Target No. J.S. #34

Target [REDACTED]

Remote Viewer #002

Interviewer H. Puthoff

Beacon(s) [REDACTED]

- Comments:
1. Coordinates given to Puthoff [REDACTED] this date.
 2. Remote viewer and interviewer blind, as to target location and target activity of interest.
 3. Calibration trials with known target materials indicated remote viewer "on-line."*

* Presession calibrations: Gavin's Point Dam, [REDACTED]

H. E. Puthoff

H. E. Puthoff, Ph.D., Radio Physics Laboratory



Date 1 March 1982, 1058 (Scan 2)

Series [REDACTED]

Session No. _____

Target No. J.S. #34

Target [REDACTED]

Remote Viewer #002

Interviewer H. Puthoff


Beacon(s) [REDACTED]

- Comments:
1. Continuation of scans begun this date.
 2. Remote viewer and interviewer blind as to target location and target activity of interest.
 3. Calibration trials with known target materials indicated remote viewer "on-line."*

* Pre-session, Golden Gate Bridge, San Francisco, CA; post-session, Stanford Radiotelescope.

H. E. Puthoff

H. E. Puthoff, Ph.D., Radio Physics Laboratory



Date 2 March 1982, 0944 (Scan 3)

Series [Redacted]

Session No. _____

Target No. J.S. #34

Target [Redacted]

Remote Viewer #002

Interviewer H. Puthoff

Beacon(s) CRV

- Comments:
1. Continuation of scans begun 1 March 1982.
 2. Remote viewer and interviewer blind as to target location and target activity of interest.
 3. Calibration trials with known target materials indicated remote viewer "on-line,"*

* Presession, Dulles Intern'l Airport, dish antenna in Australia, Gallup, NM Natural Gas Co. [Redacted]

H. E. Puthoff

H. E. Puthoff, Ph.D., Radio Physics Laboratory






Date 24 March 1982, 0940 (Scan 4)
Series [REDACTED]
Session No. _____
Target No. J.S. #34
Target [REDACTED]
Remote Viewer #002
Interviewer H. Puthoff
Beacon(s) CRV

- Comments:
1. Continuation of scans begun 1 March 1982.
 2. Remote viewer and interviewer blind as to target location and target activity of interest.
 3. Calibration trials with known target material indicated remote viewer "on-line."*

*
Pre-session: Pittsburgh Civic Center; Kariba Dam, Zimbabwe.
Post-session: Indian Point Nuclear Plant.

H. E. Puthoff, Ph.D., Radio Physics Laboratory



Date 5 May 1982, 0950 (Scan 5)

Series [REDACTED]

Session No. _____

Target No. J.S. #34

Target [REDACTED]

Remote Viewer #002

Interviewer H. Puthoff

Beacon(s) CRV

- Comments:
1. Continuation of scans begun on 1 March 1982.
 2. Remote viewer and interviewer blind as to target location and target activity of interest.
 3. Calibration trials with known target material indicated remote viewer "on-line."*

* Pre-session: Steel Plant, Aliquippa, PA. Post-session: O'Hare International Airport.

H. E. Puthoff

H. E. Puthoff, Ph.D., Radio Physics Laboratory



Date 6 May 1982, 0933 (Scan 6)

Series [REDACTED]

Session No. _____

Target No. J.S. #34

Target [REDACTED]

Remote Viewer #002

Interviewer H. Puthoff

Beacon(s) CRV

- Comments:
1. Continuation of scans begun on 1 March 1982.
 2. Remote viewer and interviewer blind as to target location and target activity of interest.
 3. Calibration trials with known target materials indicated remote viewer "on-line."*

* Pre-session: MacArthur Bridge, St. Louis. Post-session: Rock Creek Dam.

H. E. Puthoff
 H. E. Puthoff, Ph.D., Radio Physics Laboratory



Date 7 May 1982, 0931 (Scan 7)

Series [REDACTED]

Session No. _____

Target No. J.S. #34

Target [REDACTED]

Remote Viewer #002


Interviewer H. Puthoff

Beacon(s) CRV

- Comments:
1. Continuation of scans begun 1 March 1982.
 2. Remote viewer and interviewer blind as to target location and target activity of interest.
 3. Calibration trials with known target materials indicated remote viewer "on-line."*

*
Pre-session: Moses Power Plant, Niagra Falls; U.N. Bldg., NYC.
Post-session: Rondo I Radar Dish, Palo Alto, CA.

H. E. Puthoff, Ph.D., Radio Physics Laboratory





Date 11 May 1982, 0905 (Scan 8)
 Series [REDACTED]
 Session No. _____
 Target No. J.S. #34
 Target [REDACTED]
 Remote Viewer #002
 Interviewer H. Puthoff
 Beacon(s) CRV

- Comments:
1. Continuation of scans begun 1 March 1982.
 2. Remote viewer and interviewer blind as to target location and target activity of interest.
 3. Calibration trials with known target materials indicated remote viewer "on-line."*

* Presession: Pahlavi Dam, Iran. Postsession: Pulp Plant, Newfoundland.

H. E. Puthoff

H. E. Puthoff, Ph.D., Radio Physics Laboratory



Date 18 May 1982, 0849 (Scan 9)
Series [REDACTED]
Session No. _____
Target No. J.S. #34
Target [REDACTED]
Remote Viewer #002
Interviewer H. Puthoff
Beacon(s) CRV

- Comments:
1. Continuation of scans begun 1 March 1982.
 2. Remote viewer and interviewer blind as to target location and target activity of interest.
 3. Calibration trials with known target materials indicated remote viewer "on-line."*

* Pre-session: Pit 6, Shasta County Dam, CA. Post-session: Terrebonne Bay Oil Wells.

H. E. Puthoff, Ph.D., Radio Physics Laboratory



Date 19 May 1982, 0901 (Scan 10)

Series [REDACTED]

Session No. _____

Target No. J.S. #34

Target [REDACTED]

Remote Viewer #002

Interviewer H. Puthoff

Beacon(s) CRV

- Comments:
1. Continuation of scans begun 1 March 1982.
 2. Remote viewer and interviewer blind as to target location and target activity of interest.
 3. Calibration trials with known target materials indicated remote viewer "on-line."*

*
 Presession: Puunene Mill, Maui; Pit 7, Shasta County Dam, CA.
 Postsession: American Museum of Natural History, NYC;
 Erie Mining Co.

H. E. Puthoff

H. E. Puthoff, Ph.D., Radio Physics Laboratory



SRI International

*Final Report—
Covering the Period 1 October 1988 to 15 February 1989*

March 1989

REVIEW OF THE PSYCHOENERGETIC RESEARCH CONDUCTED AT SRI INTERNATIONAL (1973-1988) (U)

T

TAB 6






II EXECUTIVE SUMMARY (U)

We have conducted a review and analysis of the psychoenergetic research conducted at SRI International from 1 October 1973 to 30 September 1988. The database comprises 117 documents with a total of 5,025 pages.

A total of 25,449 trials were conducted under a variety of protocols. Analysis indicates that the odds that our results are not due to simple statistical fluctuations alone are better than 2×10^{20} to 1 (i.e., 2 followed by 20 zeros). Using accepted criteria set forth in the standard behavioral sciences, we conclude that this constitutes convincing, if not conclusive, evidence for the existence of psychoenergetic functioning.

The main results are summarized below:

- Remote viewing (RV) can provide useful information.
- Laboratory and operational remote viewing show the greatest potential for practical applications.
- Experienced viewers are significantly better than the general population.
- Approximately 1% of the general population possess a natural remote viewing ability.
- Remote viewing ability does not degrade over time.
- At this time, there is no quantitative evidence to support a training hypothesis.
- Natural scenes are significantly better than symbols as targets for remote viewing.
- Remote viewing quality is independent of target distance and/or size.
- There is no evidence to support that a psychoenergetic interaction with the physical world exists.
- Electromagnetic shielding is not effective against psychoenergetic acquisition of information.
- A potential central nervous system correlate to remote viewing has recently been identified.



TAB I

*Final Report--
Covering the Period 1 October 1985 to 30 September 1986*

December 1986

**SCREENING AND SELECTION OF PERSONNEL:
THE PERSONALITY ASSESSMENT SYSTEM (PAS) (U)**

SRI International

IV METHOD OF APPROACH (U)

A. (U) Analysis Domain

[REDACTED] The domain of this meta-analysis includes all [REDACTED] applications and psychoenergetic research conducted at SRI International, or under the auspices of its subcontractors, from 1 October 1973 to 30 September 1988. A priori declared demonstrations or other activities that were not under the control of SRI International were not included in the documentation. All other forms of experimentation were included in SRI International technical reports, unclassified journals, or publications, and thus were part of this analysis. This database comprises 117 documents with a total of 5,025 pages.

(U) By definition, there is no file drawer problem in this analysis; all items that met the above criteria were included regardless of their results. Care was exercised to avoid multiple entries of the same data.

[REDACTED] All psychoenergetic phenomena fall broadly into two classes:

- (1) Information Processes—those phenomena that involve a passive transfer of information (e.g., remote viewing, search),
- (2) Causal Processes—those putative phenomena that involve an anomalous interaction with matter (e.g., remote action).

The psychoenergetic effort has been divided into various categories within these processes. The various categories within this domain are defined as follows:

- (1) Forced-Choice—remote viewing where the targets are drawn from a limited (and known) set of potential symbols (e.g., the integers 0, 1).
- (2) RV-Lab—remote viewing where the targets are drawn from a large set of potential material (e.g., photographs of natural scenes, natural physical locations), and the experiments are conducted under strict laboratory conditions.
- (3) RV [REDACTED]—remote viewing where the targets are drawn from specific targets of interest [REDACTED]
- (4) Search—remote viewing where the targets are generally known but their location is unknown [REDACTED]

(U) For the purpose of this analysis, all putative causal-process experiments are considered under the general heading of remote action.

(U) Figure 1 shows a schematic representation of these categories and the total number of individual trials that were conducted within each category.

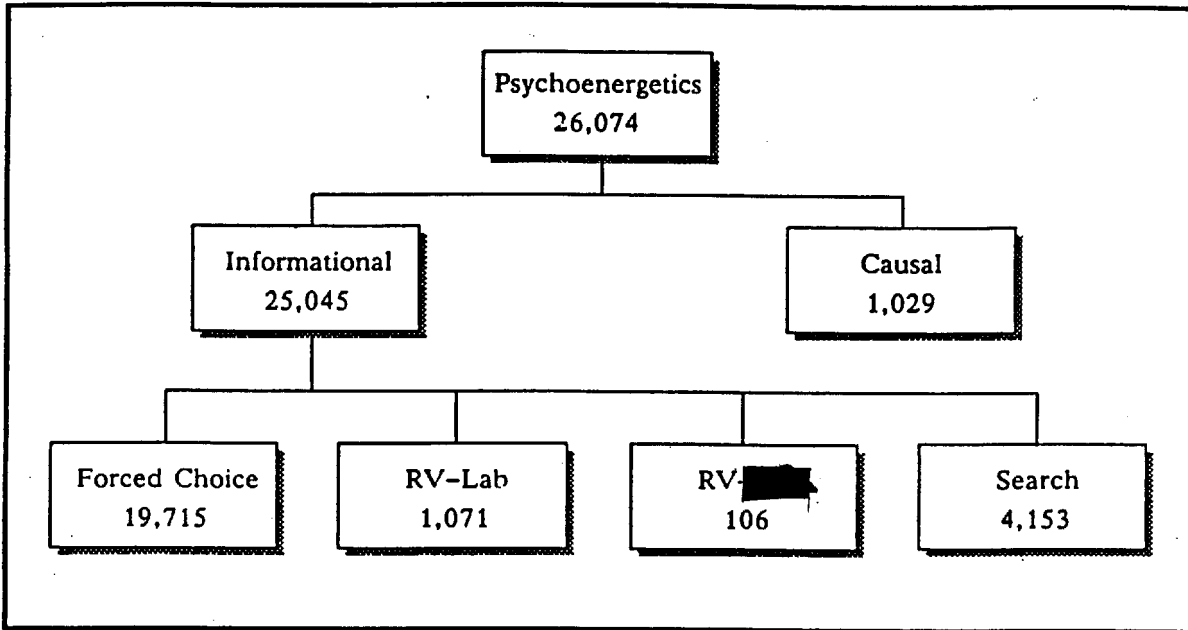


FIGURE 1 (U) CATEGORIES AND NUMBER OF TRIALS

The total number of psychoenergetic trials (26,074) was collected in 154 different experiments involving 227 different subjects.* All the data were entered into a computer database management system (DBMS).

B. (U) Database Management System

1. (U) Database Requirements

(U) One of the main purposes of performing a meta-analysis is to be able to look at data gathered from multiple studies conducted under a wide variety of circumstances. In order to collect and store the data in a meaningful way, one must know what kind of data manipulations will be performed. To evaluate the effect of certain parameters on psychoenergetic functioning, we needed to focus our attention on the conditions of a wide array of potentially important variables. As a result, the database design is primarily determined by the data and provides for the selection of information, by experiment, given parameter specifications.

* (U) The number of subjects does not include the preliminary mass screening participants. The formal screening participants were, however, included in the analysis.

V RESULTS AND DISCUSSION (U)

(U) The results of the meta-analysis are presented here, where possible, in quantitative analytic terms, and various interpretations are discussed in detail. In addition, items that cannot be analyzed are discussed from a qualitative perspective.

(U) The analysis proceeds in a top-down fashion in accordance with the hierarchy shown in Figure 1.

A. (U) Overall Results

(U) The overall analysis was conducted from three different perspectives:

- (1) All of the data, regardless of the purported skill of the subjects,
- (2) A subset of the data contributed by an experienced group of viewers, *G1* (i.e., long-term, generally accepted expert viewers—002, 009, 131, 372, 414, and 504)
- (3) All of the data except for the group *G1* (i.e., All-*G1*).

Table 2 shows the number of trials *n*, total *z* score, *p* value, and effect size *d* for informational and putative causal processes and for the combination of the two.

Table 2

(U) STATISTICAL RESULTS FOR MAJOR CLASSES

Class	Perspective	n	z	p*	d
Psychoenergetics	All	25,449	9.37	3.69 (-21)	0.059
	G1	9,825	6.86	3.46 (-12)	0.069
	All-G1	15,624	6.53	3.46 (-11)	0.052
Informational	All	24,450	9.07	5.83 (-20)	0.058
	G1	9,702	6.69	1.14 (-11)	0.068
	All-G1	14,748	6.25	1.96 (-10)	0.052
Causal	All	999	2.42	6.39 (-03)	0.077
	G1	123	2.06	1.99 (-02)	0.171
	All-G1	876	1.89	2.95 (-02)	0.064

* (U) Powers-of-ten are shown in parentheses.

(U) The number of trials shown in Table 2 differs slightly from those shown in Figure 1. A few trials in each category were analyzed from a post-hoc point of view and therefore have not been included in the formal analysis.

The heterogeneity of effect size within each group for all classes is very large (i.e., the chi-squares for within-groups were large). This is to be expected for such a global analysis and is frequently seen in meta-analyses of psychological data.⁵ The sources of the within-group variation include the psychoenergetic skill level of the subjects and fundamental differences between psychoenergetic tasks.

The data, regardless of subjects or process, show strongly significant evidence for psychoenergetic functioning ($p \leq 3.69 \times 10^{-21}$). Both the informational and putative causal processes show significant evidence of psychoenergetic functioning, as well.

Since p values are strongly dependent upon the number of trials, the modern trend in meta-analysis is to consider the trial-independent measure of effect size. From this point of view, the magnitude of the psychoenergetic functioning appears roughly constant for all the data shown in Table 2, and, according to Cohen's criteria for the interpretation of effect size,^{*} corresponds to small effects.⁶ The method of calculating *overall* effect size, however, involves a weighted average (see Table 1) and thus may not provide an accurate picture of the size of the psychoenergetic functioning within a given category. To obtain more insight into the nature of the functioning, we must examine the data within each category.

B. (U) Results for Categories Within the Informational Process

Table 3 shows the number of trials, total z score, p value, and effect size for categories within the informational process. The data show strongly significant evidence for psychoenergetic functioning for all categories regardless of subjects. The effect size, however, begins to demonstrate category differences.

The forced-choice effect size ($d = 0.052$) is equivalent to the overall effect size shown in Table 2 ($d = 0.059$). Since the forced-choice category accounts for 77% of the total number of trials, the effect-size averaging technique biases the overall result. For example, the effect size ($d = 0.209$) for the RV-Lab category is significantly larger than for the Forced-Choice case ($X^2 = 22.70$, $\nu = 1$; $p \leq 6.63 \times 10^{-6}$). The RV-Lab effect sizes meet Cohen's criterion for a medium-sized behavioral effect.

^{*} (U) Values of 0.1, 0.3, and 0.5 correspond to small, medium, and large effects, respectively.




Table 3

(U) STATISTICAL RESULTS FOR INFORMATIONAL CATEGORIES

Category	Perspective	n	z	p*	d
Forced-Choice	All	19,675	7.42	6.12 (-14)	0.052
	G1	9,487	5.82	2.92 (-09)	0.060
	All-G1	10,188	4.69	1.39 (-06)	0.046
RV-Lab	All	966	6.49	4.33 (-11)	0.209
	G1	196	5.39	3.49 (-08)	0.385
	All-G1	770	4.55	2.71 (-06)	0.164
RV-	All	9	3.98	3.45 (-05)	1.326
	G1	9	3.98	3.45 (-05)	1.326
	All-G1	—	—	—	—
RV-Search	All	3,790	2.61	4.53 (-03)	0.042
	G1	—	—	—	—
	All-G1	3,790	2.61	4.53 (-03)	0.042



(U) Powers-of-ten are shown in parentheses.



For the RV-Lab category, the experienced group, G1, performs significantly better than the novice, larger group ($X^2 = 7.63, \nu = 1; p \leq 0.0057$).



As in the overall analysis, the data analyzed in Table 3 show a large heterogeneity of effect size within each category. The heterogeneity of effect size, however, is significantly reduced for the experienced subjects in the RV-Lab category. This reduction may result from a more uniform skill level of the subjects in group G1; this is in general agreement with our qualitative assessment of their abilities.



Only 8.5% of the remote viewing operational trials were analyzed as a formal experiment. The effect size for these exceeds Cohen's definition of a large effect. The requirements of remote viewing, however, are less dependent upon the quality of the viewing than they may be on other factors. Excellent remote viewing does not necessarily imply good information.



[REDACTED] In the RV-Search category, 91.3% of the data were collected under laboratory conditions by novice subjects. [REDACTED]

[REDACTED] The small effect size ($d = 0.042$) is commensurate with that found in other laboratories, and may reflect our lack of understanding about how to elicit this form of psychoenergetic functioning.

C. (U) Specific Results for Remote Viewing

(U) In this section we address the specific questions posed in the SOW. In any kind of an investigation where the general results fall under a statistical regime (i.e., z scores less than about 5), no hard definitions exist for definitive conclusions. The problem is confounded in behavioral science because many factors, beyond the particular independent variable in question, may significantly alter the outcome of an experiment. In trying to assess a large body of literature, as more constraints are placed on the outcomes, fewer within-group trials are available for analysis; thus, statistical conclusions become more difficult. This is also true for psychoenergetic research. Yet, it is possible to describe trends, to suggest ways of improving experiments based upon earlier results, and to obtain clear insights into factors that may affect psychoenergetic functioning.

[REDACTED] To ensure the most reliable interpretations of results in what follows below, group *G1* has been used for the quantitative discussion. As was shown in Section V.-B, this group possessed the most homogeneous set of data for the RV-Lab category and demonstrated a significant amount of remote viewing ability.

1. (U) Selection/Screening

[REDACTED] The selection of individuals who are able to accomplish remote viewing both in an operational setting and in the laboratory is of paramount importance. As is shown in Section V.-B., above, group *G1* provides the best results for both types of remote viewing. Throughout the history of the program at SRI, 6 individuals have been able to demonstrate consistent functioning over a long period of time. This does not mean that, after vigorous searching, only 6 have been found. Rather, given our [REDACTED] charter for most of the time period in question, we had little impetus to find other viewers. During fiscal years 1986-1988, it became clear that a greater number of talented viewers was needed for both applications and research.

[REDACTED] Prior to FY 1986, little was known about how to select good viewers. There was little systematic research either at SRI or within the field in general, and what was available was inconclusive or contradictory. The effort that began in FY 1986 encompassed a broad approach to the problem. We initiated three different types of quantitative approaches: self-report personality tests, neuropsychological testing, and behavioral testing (i.e., the Personality Assessment System—PAS). In addition, we used one heuristic approach, which simply asked individuals to try remote viewing.

[REDACTED] The heuristic approach has been quite successful. The efficiency (i.e., the number of talented viewers found divided by the total number screened) is approximately 1% in the general population (i.e., groups of self-selected volunteers). Based upon the results of a mass screening effort, two individuals have been asked to be regular contributors to the project.

[REDACTED] One other heuristic source of good viewers is individuals who have noticed a psychoenergetic ability in their lives. Many viewers in group *G1* came to the project in this manner, and a new viewer, claiming similar experiences, was identified in a recent screening effort. This viewer produced an effect size of 0.440 in 6 remote viewing trials, which contained many striking qualitative correspondences between targets and responses.

[REDACTED] Of the quantitative techniques, the neuropsychological approach was not successful at predicting performance. The PAS, however, predicted performance of 9 viewers to a significant degree.

[REDACTED] By far, the best way to select viewers as of this writing is to use individuals who either have abilities measured in other laboratories, or who have had strong personal experiences.

[REDACTED] One technique not mentioned above holds great promise for the future. Three individuals from group *G1* who participated in a neurophysiological study of correlates with remote viewing produced unusually large central nervous system responses to light stimuli directed at the eyes. More work is needed to determine if this simple test might be the most effective way to screen for individuals with excellent remote viewing ability.



2. (U) Targeting

Targeting is a general term to describe the method by which a viewer is directed to the intended target. Common techniques that have been employed include the following:

- (1) Beacon—an individual at the site of the intended target.
- (2) Coordinates—the geographical or coordinates of the intended target.
- (3) Abstract—a word or phrase (e.g., "target") or other abstract representation of the intended target.
- (4) Self—none of the above, the viewer initiates the collection of data.

We examined these techniques in order to determine which provides the best access to a remote target.

For these four targeting techniques, 183 trials were identified—the remainder, 13 trials, were listed as "unknown" targeting. The effect size for viewings initiated by these targeting techniques was 0.401, leading to a p value of 2.92×10^{-8} . Thus, there is significant evidence for remote viewing functioning. The between-groups chi-square is significant ($X^2 = 12.58$, $v = 3$; $p \leq 0.0058$), indicating that the effect sizes resulting from these targeting techniques are not drawn from the same population.

It is difficult, however, to attribute the significant differences to targeting techniques alone. In none of the experiments could the targeting technique be used as a valid independent variable, because, in all cases, the viewers and experimenters were not blind to the targeting condition. Thus, it is possible, even likely, that the viewers' scientific or emotional bias toward one technique or another confounds the interpretation. Other factors, such as feedback time and type, or potential physics models of information transfer, also confound the interpretation.

Given these caveats, beacon targeting appears to provide the best and most stable results ($n = 66$, $z = 5.305$, $p \leq 5.65 \times 10^{-8}$, $d = 0.653$).

3. (U) Evaluation and Analysis

(U) The evaluation and analysis of remote viewing data has undergone significant improvement during our 16 years of investigation. Beginning as a simple blind matching by judges, the techniques have been improved by the addition of concept analysis (the paraphrasing of a complex response), discrete descriptor analysis (defining targets and response as the yes/no answers to a predetermined set of descriptors), and fuzzy set descriptors (defining targets and responses as fuzzy sets).



[REDACTED] The fuzzy set technique has also been applied to [REDACTED] experiments and found to provide a useful estimate of remote viewing accuracy (the percent of the intended target that was described correctly) and viewer reliability (the percent of the viewer's response that was correct).

[REDACTED] For rapid evaluation of laboratory experiments, rank-order judging of targets within preselected (i.e., by fuzzy set techniques) target packets is recommended. For more accurate measures of remote viewing ability, however, the full fuzzy set analysis is suggested. Determining whether the fuzzy set technique can be applied [REDACTED] is a topic for further investigation.

4. (U) Training

[REDACTED] Six training efforts were conducted during the time period under consideration; three were qualitative and three were quantitative. There is no overall quantitative evidence that remote viewing can be taught to novice viewers. Of the qualitative efforts, two were conducted with [REDACTED] viewers, and one was conducted with SRI personnel. All three showed some qualitative evidence, however, that training improves remote viewing skill.

[REDACTED] Quantitative experiments were conducted with 18 novice viewers in three separate experiments comprising 481 trials. In the first group, the novices were self-selected on the basis of strong interest and previous personal experiences. None had participated in prior laboratory experiments. The six viewers in this group produced overall significant evidence for remote viewing ($n = 169$, $z = 1.719$, $p \leq 0.043$, $d = 0.132$). None of the viewers, however, individually or collectively demonstrated significant evidence that training helps a viewer to improve.

[REDACTED] The second group of 9 viewers was selected because the Personality Assessment System predicted that they would exhibit a wide range of remote viewing ability. Overall, their data did not reach statistical significance ($n = 221$, $z = -0.971$, $p \leq 0.834$, $d = -0.065$). While the best viewer produced an effect size of 0.170, none of the viewers' data reached statistical significance. None of these viewers individually or collectively demonstrated significant evidence that training helps a viewer to improve.

[REDACTED] In the third group of 3 novice viewers, one demonstrated significant evidence for improvement ($n = 26$, $z = 3.01$, $p \leq 0.0013$, $d = 0.590$).

[REDACTED] While significant evidence for remote viewing has been observed, whether training can improve remote viewing skill has yet to be substantiated quantitatively. It is possible that knowledge has not yet advanced to the point where we know how to train. Since the data from viewers in group G1 have remained stable over time, we conclude that simple practice does not appear to improve performance.

[REDACTED] SRI recommends that investigations into training be continued. In the meantime, good viewers are more easily found than trained.

5. (U) Role of Feedback

(U) Feedback is defined as providing the viewer with information about the intended target after a remote viewing experiment. Very few experiments were devised to test the role of feedback in determining remote viewing quality. In the early phases of the project, the primary objective was to provide as good a result as possible, and since feedback appeared not to hinder remote viewing, most of the early sessions always included it in one form or another.

[REDACTED] The strongest evidence about the role of feedback is provided by the FY 1987 tachistoscope experiment. In that study, subliminal or minimal visual feedback was provided to the viewers. Two of the four viewers produced independent evidence for remote viewing ability ($n = 40$; $z = 2.30$, $p \leq 0.012$, $d = 0.363$, and $z = 4.43$, $p \leq 4.78 \times 10^{-6}$, $d = 0.700$, respectively). Neither of these viewers showed any dependency upon the intensity of the visual feedback, including zero intensity (i.e., no feedback at all).

[REDACTED] The question of the role of feedback was examined for group G1. We examined feedback time (i.e., the time duration after a session before feedback was provided), and feedback type (e.g., site, false site, verbal, visual). We found that there were substantial and significant differences among the various feedback times and among the various feedback types.

[REDACTED] To interpret these differences with regard to feedback is difficult. For example, the significant difference between a 1-hour delay compared to a 5-minute delay may result from the fact that most of the 5-minute delay feedback intervals occurred in experiments in which photographs were used as targets. Since the longer delay occurred in experiments that used beacons and natural sites as targets, one interpretation is that the observed differences are attributable to target type rather than feedback interval.

[REDACTED] A similar problem arises in the feedback type category. One clear result, however, does emerge. The effect sizes for feedback of natural sites ($d = 0.734$) is significantly larger than for feedback of the incorrect natural site ($d = -0.137$, $X^2 = 4.55$, $v = 1$; $p \leq 0.042$). Giving false feedback appears to inhibit remote viewing.

[REDACTED] A recent study indicates that feedback in remote viewing experiments is not essential.⁷ This result is in qualitative agreement with the findings from our tachistoscope experiment. In forced-choice experiments, however, Honorton found that the role of feedback in the precognition experiments was critical.⁸

[REDACTED] While the quantitative results are mixed, viewers indicate that feedback is psychologically important. We conclude, therefore, that feedback should be provided whenever possible.

6. (U) Effect of Distance

[REDACTED] We examined the effect of distance on the quality of remote viewing. Distances were divided into four ranges: < 1 km, < 50 km, < 5000 km, and > 5000 km. For the group *G1*, there was no effect of distance on the quality of remote viewing ($X^2 = 3.56$, $\nu = 2$; $p \leq 0.167$). It is possible to be definitive about this particular result since all confounding variables tend to increase the chi-square rather than decrease it.

7. (U) Effect of Size of Target

[REDACTED] Only one experiment has been conducted that directly addresses this issue. Photographs were reduced to a spot size of approximately 1 mm in diameter. One viewer from group *G1* produced significant results ($n = 6$, $z = 2.10$, $p \leq 0.018$, $d = 0.857$). We are able to conclude that targets 1 mm in diameter do not inhibit remote viewing quality. No data are available on targets of varying sizes.

8. (U) Physiological Correlates to Remote Viewing

(U) In the field in general, the search for physiological correlates has not been successful. Early results indicated that an individual should be moderately relaxed and as free from physiological stress as possible (e.g., headaches, bathroom demands). These results are not surprising in that it is likely that such a "physiological" state would be optimal for any human activity.

[REDACTED] SRI has examined neurophysiological correlates to remote viewing in two separate experiments. Specifically, the central nervous system appears to respond to a remote light flash, and thus provides a correlate to remote viewing. For the two experiments, a total of four viewers (all from group *G1*) produced independent significant changes in α -production in correlation with remote light stimuli.^{9,10}

[REDACTED] SRI recommends that the effort to isolate particular parts of the central nervous system that respond to remote stimuli be continued. The potential for screening and training are significant.

[REDACTED]

9. (U) Psychological Correlates to Remote Viewing

[REDACTED] Psychological correlates to remote viewing have provided weak, but significant, evidence for correlations with some forms of psychological variables. In the early work with the Personality Assessment System, SRI found that many of the group *G1* viewers clustered near each other in PAS space. In later work, the PAS predicted viewer performance to a significant degree. SRI's work with self-report personality tests has not been successful; however, Honorton reports small, but significant correlations with the thinking/feeling dimension in the Myers-Briggs Type Inventory.¹¹ In general, psychological correlates have been weak and/or unreliable.

10. (U) Shielding and ELF

[REDACTED] The main purpose of searching for shielding against psychoenergetic functioning is to provide for a secure environment. I. M. Kogan proposed a model of psychoenergetic information transfer based on extremely low-frequency (ELF) electromagnetic radiation.¹² In that model, Kogan proposed that the brain is, in effect, a 10-Hz oscillator and the body is a crude antenna. Radiation at that frequency would exhibit many of the properties of psychoenergetic functioning known at that time.

[REDACTED] Too few data were collected under known shielding conditions to make definitive statements with regard to shielding. Two trials were collected in a 30-dB shielding at 10 Hz. These trials showed significant evidence of remote viewing ($n = 2$, $z = 1.92$, $p \leq 0.027$, $d = 1.358$). In another experiment, when the target material was contained in a SCIF, significant evidence for remote viewing was observed ($n = 6$, $z = 1.91$, $p \leq 0.028$, $d = 0.780$). The trend, however, is clear: electromagnetic shielding does not inhibit psychoenergetic acquisition of target material.

11. (U) Audio Analysis

[REDACTED] In a single study involving 6 trials with a single viewer from group *G1*, a significant correlation of remote viewing quality with the audio/linguistic character of the response was found ($n = 6$, $r = 0.995$, $p \leq 0.050$, $d = 0.800$). One purpose for determining within-session correlations with remote viewing quality is to provide for an independent and a priori measure of quality.

(U) SRI recommends that this type of investigation be continued to determine the degree to which the result can be generalized across viewers.

12. (U) Search and Tracking

As was seen in Section V.-B., above, significant evidence for search was found overall ($n = 3,790$, $z = 2.61$, $p \leq 0.0045$, $d = 0.042$). Most of these trials were collected in experiments using computer techniques. In a few experiments, however, the target material was physical objects in a laboratory setting. The effect sizes from these experiments do not differ significantly from the overall result.

Search has always been a challenge. On a few occasions, operational use of search has proved extremely useful data, but on the average, both the laboratory experiments and operational use have been disappointing. SRI recommends continued effort in search to determine those factors that can enhance a potentially very useful phenomenon.

13. (U) Precognitive Remote Viewing

The first SRI precognition experiment provided significant evidence of the phenomenon ($n = 4$, $z = 1.73$, $p \leq 0.042$, $d = 0.864$).¹³ From FY 1975 to FY 1987, precognition was not studied in any systematic manner. During FY 1987, one experiment was conducted using natural sites as targets and one of the group *G1* viewers. The result was not significant ($n = 10$, $z = -0.476$, $p \leq 0.683$, $d = -0.150$). A second experiment using novice viewers was conducted in the same year. This also did not reach a significant level ($n = 55$, $z = 0.070$, $p \leq 0.472$, $d = 0.064$). Therefore, the results of SRI's investigations are mixed. However, in a recent meta-analysis of the precognition forced-choice literature conducted by one of SRI's subcontractors, 50 years of experimentation involving 50,000 subjects showed highly significant evidence for the phenomenon ($n \approx 10^6$, $z = 24.23$, $p \leq 4 \times 10^{-52}$, $d = 0.041$). This result is consistent with the forced-choice real-time studies conducted at SRI ($d = 0.052$).

Taken as a whole, there appears to be compelling evidence for precognition. When precognition is used as the underlying assumption for a heuristic model of psychoenergetic functioning, 15 years of random number generator data fall on the predicted theoretical curve.¹⁴

14. (U) Analytics (Forced-Choice)

(U) Forced-choice remote viewing (defined in Section IV.-A.) has traditionally provided weak but consistent evidence for a psychoenergetic phenomenon. In the experiments conducted during the Rhine era, over one million trials were conducted with ESP cards (i.e., a one-in-five target system).¹⁵ Strong significances were observed, but effect sizes were of the order of 0.02.

[REDACTED] Table 3 shows the results for 19,675 trials collected at SRI since 1973. The effect size is consistent with the early results of Rhine ($d = 0.052$). In fiscal years 1983-1988, one of the viewers from group *G1* was able to increase the effect size by a factor of 10 ($p \leq 0.00015$, $d = 0.51$), meeting Cohen's definition of a strong effect. While there was significant improvement with this viewer during the three years, the number of formal trials was small, and thus interpretation is difficult.

[REDACTED] SRI recommends that a forced-choice investigation be continued to determine if such strong effects can be observed in other viewers.

15. (U) Conducting an RV Experiment

[REDACTED] No formal experimentation has been conducted to examine session parameters that enhance remote viewing. SRI does not use any formal induction techniques and the sessions are conducted in a businesslike atmosphere with the viewer and monitor sitting upright and opposite each other across a table. Since the overall effect size ($d = 0.385$) observed for group *G1* meets Cohen's definition of a medium-sized effect, these session conditions do not appear to hinder the phenomenon.

16. (U) Countermeasures


[REDACTED] The first step in investigating countermeasures for remote viewing is to examine whether it is possible to shield against psychoenergetic intrusion. As was discussed in Section V.-C.-10, E&M shielding does not appear to be effective.


[REDACTED] To provide an effective shield or a useful physical countermeasure, it must be determined whether psychoenergetic phenomena interact with the physical world. In the remote action studies conducted at SRI, most of the studies have not demonstrated any evidence of psychoenergetic interaction with the physical world.

[REDACTED] Two exceptions are worthy of discussion. In a study conducted in FY 1974 involving random number generators, the significant results were consistent with the historical database of such experiments. Later, it was shown that these results are not due to a physical interaction, but rather due to precognition.¹⁴

[REDACTED] During FY 1975, a striking anomaly was observed when one of the viewers from group *G1* attempted to influence a shielded magnetometer. The device was perturbed in a significant manner, but no other experiments were conducted that showed similar non-statistical results.



 In an experiment designed to replicate claims made in the People's Republic of China, SRI determined the degree to which pulses from a photomultiplier tube correlated with the quality of remote viewing. While strong evidence for remote viewing was seen, no significant correlations with the tube output were observed.

 At this time, there is no evidence that psychoenergetic phenomena can be shielded against nor effectively countermeasured.



REFERENCES (U)

1. Zimbardo, P., *Psychology and Life*, 12th Ed., Scott, Foresman and Company, Boston, MA, p. 54 (1988) UNCLASSIFIED.
2. Rosenthal, R., *Meta-Analytic Procedures for Social Research*, Applied Social Research Methods Series, Vol. 6, Sage Publications, Beverly Hills, CA (1982) UNCLASSIFIED.
3. Light, R. J. and D. B. Pillemer, *Summing Up, The Science of Reviewing Research*, Harvard University Press, Cambridge, MA (1984) UNCLASSIFIED.
4. Hedges, L. V. and I. Olkin, *Statistical Methods for Meta-Analysis*, Academic Press, Inc., New York, NY (1985) UNCLASSIFIED.
5. Feingold, A., "Matching for Attractiveness in Romantic Partners and Same-Sex Friends: A Meta-Analysis and Theoretical Critique," *Psych. Bull.*, Vol. 104, No. 2, pp. 226-235 (1988) UNCLASSIFIED.
6. Cohen, J., *Statistical Power Analysis for the Behavioral Sciences*, (rev. ed.) Academic Press, New York, NY (1977) UNCLASSIFIED.
7. Targ, E., R. Targ, and O. Lichtarge, "Realtime Clairvoyance: A Study of Remote Viewing Without Feedback," *The Proceedings of the Parapsychological Association 28th Annual Convention*, Tufts University, Medford, MA, pp. 335-342 (August 1985) UNCLASSIFIED.
8. Honorton, C., D. B. Ferrari, and G. Hansen, "Meta-Analysis of Forced-Choice Precognition Experiments," Psychophysical Research Laboratories' Technical Report (1989) UNCLASSIFIED.
9. May, E. C., R. Targ, and H. E. Puthoff, "Possible EEG Correlates to Remote Stimuli Under Conditions of Sensory Shielding," *Proceedings of Electro77 Professional Program of the IEEE*, Special Session on the State of the Art in Psychic Research, New York (April 1977) UNCLASSIFIED.
10. May, E. C., W. W. Luke, and T. J. Frivold, "Neurophysiological Correlates to Remote Viewing (U)," SRI International, Menlo Park, CA, Final Report—Objective D, Task 1, Project 1291 (December 1988) [REDACTED]
11. Private communication.
12. Kogan, I. M., "Is Telepathy Possible?" *Radio Eng.*, Vol. 21, P. 75 (January 1966) UNCLASSIFIED.
13. Puthoff, H. E. and R. Targ, "A Perceptual Channel for Information Transfer Over Kilometer Distances: Historical Perspective and Recent Research," *Proceedings of the IEEE*, Vol. 64, No. 3, pp. 329-354 (March 1976) UNCLASSIFIED.
14. May, E. C., D. I. Radin, G. S. Hubbard, B. S. Humphrey, and J. M. Utts, "PSI Experiments with Random Number Generators: An Informational Model," SRI International, Menlo Park, CA, Final Report Project 8067 (October 1985) UNCLASSIFIED.
15. Honorton, C., "Error Some Place!," *Journal of Communication*, pp. 103-116 (Winter 1975) UNCLASSIFIED.

(U) Thus, the groups of interest were ranked as ERUa > ERA8 = ERU8 > IRA5 when predicting overall performance and were ranked as the reverse of this when predicting the significance of the learning within the experiment.

3. (U) Results of Predictions: Correlations Between RV Performance and PAS Profiling

(U) Table 5 shows the PAS predictions for overall RV performance as measured against actual performance—i.e., each trainee's performance as measured by an effect size estimate (Pearson's r)³ derived from the figure of merit analysis⁴ p-values. An effect size estimate is used to normalize for number of sessions.

Table 5
 PAS PREDICTION VS. ACTUAL VIEWER PERFORMANCE

PAS Prediction				Actual Viewer Performance		
Viewer ID	Profile	Prediction	Comments	Viewer ID	Effect Size (r)	Number of Sessions (n)
739	ERUa	best	} very close in ranking	739 *	0.170	10
210	ERA8	best		137	0.110	23
928	ERU8	best		928 *	0.082	28
512	IRA5	best		512 *	-0.131	25
891	IRA5	best		450	-0.139	37
450	IRU4	middle	} might do well in IDS, but not in RV	307	-0.159	25
137	ERU5	middle		210	-0.220	23
307	EFU5	worst		891	-0.267	27
176	EFU6	worst		clearly the bottom	176 *	-0.279

* PAS prediction coincides with the viewer's actual rank.

(U) While the rank order correlation contrasting the top five and bottom four performers does not achieve statistical significance, it is encouraging that the PAS correctly identified two out of the three best performers. The failure to identify Viewer 137 is easily attributed to lack of prior experience with ERU5 viewers. Thus, the results tend more to confirm than to disconfirm the FY 1984 PAS study.

(U) Table 6 shows the PAS predictions for evidence of RV learning as measured against actual evidence for learning—i.e., each trainee's learning-slope effect size as derived from the figure of merit slope p-values.

Table 6

PAS PREDICTION VS. EVIDENCE FOR VIEWER LEARNING


PAS Prediction			Actual Viewer Performance		
Viewer ID	Profile	Prediction	Viewer ID	Effect Size (r)	Number of Sessions (n)
891	IRA5	Most improvement ↓	739	0.223	10
512	IRA5		928	0.213	28
928	ERU8		137	0.155	23
210	ERA8		210*	0.082	23
739	ERUa		450	0.046	37
450	IRU4	Least improvement ↑	891	-0.041	27
137	ERU5		176	-0.085	23
307	EFU5		307	-0.392	25
176	EFU6		512	-0.524	25

* PAS prediction coincides with the viewer's actual rank.

(U) The PAS predictions concerning viewer learning are largely unsuccessful. When the PAS predictions were forwarded to the SRI COTR, however, they were caveated



IV CONCLUSIONS (U)

(U) Several important factors must be noted when assessing the overall efficacy of the PAS in this study. It is important to observe, for example, that the novice RV training results are *preliminary*: final training results are not officially scheduled for delivery until the end of the first quarter of FY 1987. Although continuation of training with the original nine participants at this juncture would destroy the double-blind aspect of the PAS study, a workable solution to this problem has been identified—namely, to continue training with a new group comprised of the most promising few candidates out of the original group of nine, augmented with new candidates to whom the monitors and evaluators are blind with respect to PAS pattern.

 The explanation for the observed lack of significance in the preliminary novice RV training results is presently unknown. One hypothesis would suggest that the training procedures are simply not proving effective. This appears unlikely, however, given that significance was achieved with novice trainees using the same procedures in FY 1984. A second possibility is that training needs to be of a longer duration.* This hypothesis can be tested by observing whether significance is achieved with the selected viewers from this study who continue training.

(U) The PAS results for this study are encouraging and provide a conceptual replication of the earlier FY 1984 PAS work. In the earlier study, the PAS was used successfully to predict the top performer out of each of three different training groups. In FY 1986, the PAS has been used effectively to predict two out of the top three performers in a single training group. As an empirically driven system, the PAS Reference Groups experience continual refinement as the PAS data base increases. It is anticipated, therefore, that the predictive power of the PAS will increase accordingly.

* (U) This is more consistent with the apparent indication that aspects of the training results are correlated with something else, i.e., the PAS.



*Final Report-
Covering the Period 1 October 1987 to 30 September 1988*

December 1988

**THE EFFECTS OF HYPNOSIS ON REMOTE VIEWING
QUALITY (U)**

TAB J

SPI International



[REDACTED]

ABSTRACT (U)

[REDACTED] Two remote viewers participated in an experiment to determine whether the overall quality of remote viewing (RV) would be enhanced by a hypnotic trance. Each viewer participated in 16 RV sessions while in trance. No significant evidence of psychoenergetic functioning was obtained, and comparisons with previous work by the same viewers were therefore rendered moot. Implications of these results for further research are discussed.

III RESULTS (U)

A. (U) Hypnotizability scales

(U) Our experienced viewer (No. 372) produced a score of 10 on the 12-point hypnotizability scales, a 92 centile equivalent. Though he was unable to inhibit hand movement on suggestion, failed to respond to a hallucinated voice item, and experienced conflict during value and meaning alterations, he produced a deep state of relaxation, became absorbed in imagery processes, was able to regress, performed posthypnotic suggestions, and showed amnesia and hypermnesia, trance logic, cognitive and role distortion. Imaginal ability was highly rated with the ability to create, manipulate, and experience imagery in all sensory fields especially when the image was positive and productive.

(U) The novice viewer (No. 137) scored a 7 on the hypnotizability scales, a 71 centile equivalent. She produced a deep state of relaxation, showed ability to regress and to be absorbed in imagery, performed posthypnotic suggestions, and showed amnesia. She showed difficulty altering sensory phenomena, did not demonstrate hypermnesia, trance logic, or the ability for cognitive and role distortion. Again, for this viewer imaginal ability was highly rated with the ability to create, manipulate, and experience imagery in all sensory fields.


B. (U) RV results

The results of the independent judge's rank order for each RV are shown in Table 1.

Table 1

(U) RANK BY SESSION NUMBER FOR 16 TRIALS

Session No.	1	2	3	4	5	6	7	8	9	10	11	12	13	14	15	16
Viewer 372	2	1	1	4	5	3	2	3	2	4	5	2	2	4	5	5
Viewer 137	3	5	3	2	2	4	1	2	5	4	5	4	4	2	5	5

 The sum of ranks for Viewer No. 372 is 50, with an associated p-value of 0.67. For Viewer No. 137, the sum is 56, with a p-value of 0.93. Since neither of these p-values is significant, it appears that there has been no information transfer in this experiment. Comparisons with previous work by these viewer's would be superfluous, since there is no significant evidence of RV.

IV DISCUSSION (U)

RV has been demonstrated to be a weak phenomenon such that success on any given study cannot be expected 100 percent of the time. The following discussion focuses on three other possibilities for failure to achieve positive results in this study.

The first possibility is that the hypnotic trance was disruptive to the usual RV processes. Since each of the viewers had participated in well over 100 previous RV trials, their particular methods of producing an RV response were relatively habituated. The viewers received no particular training on how to perform under trance, how the RV experience would differ while in trance, or extensive practice with hypnosis RV sessions. It seems reasonable to conclude that the addition of a training period prior to the taking of experimental data may have produced more positive results.

Conversely it may be that the demands of the RV production process are such that the trance state is not at all conducive to producing high-quality RV. If this is so, then a decrease in performance over time might be expected as the viewers become accomplished at trance induction and deepening. Both viewers showed a tendency in the direction of decreasing performance as the study progressed ($r = 0.510$ with 15 df for viewer # 372, $r = 0.348$ with 15 df for viewer # 137). In the pilot work mentioned above the viewer produced his responses while in the waking state using a stimulus word that served as a post-hypnotic suggestion. Further experimentation may show this to be the more efficient protocol, since it dovetails nicely with our standard stimulus-response method of conducting an RV session.


A second possibility is that the viewers chosen for this study were not the optimal individuals for this work. While ranking relatively high on the scale of hypnotizability, these particular viewers were not hypnotic virtuosos. Demonstration of an effect using hypnosis may require the most highly susceptible subjects, corresponding to a score of 12 on the *Stanford Hypnotizability Scales*.

A third potential source of interference in the hypnosis task could have been what is known in the parapsychology literature⁷ as "displacement." In this instance the term refers to the inability of the viewer to distinguish accurately between elements of the target and elements of its decoys in the target packet. The division of the target pool into 20 packets of five was done arbitrarily for simplicity of judging in another experiment. In prior years a given target

[REDACTED]

was randomized with decoys from orthogonal target clusters for judging purposes *after* the RV session was concluded instead of before the session. Displacement into the other targets in the packet may have occurred, such that the viewer was confused about exactly what constituted the target. To check this possibility, a new set of decoys for each target was randomly chosen from orthogonal target clusters and a second judging was performed by a different judge. The second judging produced marked variability in the ranks assigned and a decline in the sum-of-ranks, with a p-value for the difference in means between the two judgments of 0.08. While this result does not achieve significance at the usual 0.05 level and may be due to judging differences, it could also suggest displacement effects.

[REDACTED] In order to address these issues, future experiments should be designed to eliminate these potential difficulties. Specifically, an attempt seems warranted to replicate the results of the successful pilot work mentioned above, where hypnosis was used as a memory aid and targets were randomized with decoys after the viewing.



Strat International

*Final Report
Covering the Period October 1983 to October 1984*

May 1985

TAB K

**PHOTON PRODUCTION
(CHINESE REPLICATION) (U)**




Final Report



May 1985

**PHOTON PRODUCTION
(CHINESE REPLICATION) (U)**





I OBJECTIVE (U)

 The objective of this task was to examine and replicate foreign work in psychokinesis (PK) 



III INTRODUCTION AND BACKGROUND (U)

[REDACTED] We have attempted to assess the possibility of constructing an intrusion detector that would be sensitive to remote viewing (RV) of facilities. In order to perform this task, we have surveyed many reports of psychokinesis (PK) [REDACTED]. While a few of these papers seemed to document genuine psychoenergetic phenomena, none really served as an exact model for testing physical correlates at the site of RV activity. Since that survey was conducted, new reports of PK experiments by physicists in the People's Republic of China (PRC) have emerged.²⁻³ The two papers cited contain brief descriptions of experiments in which individuals with "exceptional vision" affected physical systems (film, photomultiplier tubes, and plants) when correctly identifying Chinese language characters hidden with the test apparatus.


[REDACTED] As the Chinese themselves point out, the photomultiplier (PM) tube has the best sensitivity, stability, and response to transients of the three systems examined. For these reasons, we concluded that a replication of the PRC experiments (using SRI International RV participants and a PM tube) afforded the most promising test of intrusion detection. While investigating the intrusion concept, we would be able to replicate foreign work in PK as well.

(U) Specifically, the Chinese reported that PM-tube-count rates of 10^2 to 10^3 greater than background rates have been produced during "exceptional vision." Their signal discriminators were set to produce a background of about 15 counts/s. Although the Chinese claim to have eliminated sources of experimental artifact such as light leaks, electromagnetic interference, and the like, at least one report states that individuals "must touch the surface of the light-proof material" or the effect is not produced.² This procedure seems such an obvious potential source of artifact that we excluded touching entirely in our investigations. The PRC experiments also reported that the anomalous signals produced during exceptional vision were primarily large-amplitude pulses which appeared rapidly (~ 1 s rise time).

(U)

By following the above suggestions, we believe a more definitive investigation can be conducted.

Despite our reservations about the large anomalies, the statistical correlations we observed represent the first evidence that intrusion detection may be possible—even in principle. Therefore, this work must be continued to confirm such a possibility.



*Final Report-
Covering the Period 1 October 1985 to 30 September 1986*

December 1986

REMOTE VIEWING EVALUATION TECHNIQUES (U)

SRI International



I INTRODUCTION (U)

Since the publication of the initial remote viewing (RV) effort at SRI International*¹, two basic questions have remained in evaluating remote viewing data:

- What is the definition of the target site?
- What is the definition of the RV response?

In the development of meaningful evaluation procedures, we must address these two questions, whether the RV task is a research-oriented one (in which the target pool is known), or mission (in which the target may not be known).

(U) In the older, IEEE-style, outbound experiment, definitions of target and response were particularly difficult to achieve. The protocol for such an experiment dictated that an experimenter travel to some randomly chosen location at a prearranged time; a viewer's task was to describe that location. In trying to assess the quality of the RV descriptions (in a series of trials, for example), an analyst visited each of the sites and attempted to match responses to them. While standing at a site, the analyst had to determine not only the bounds of the site, but also the site details that were to be included in the analysis. To cite a specific example using this protocol: if the analyst were to stand in the middle of the Golden Gate Bridge, he/she would have to determine whether the buildings of downtown San Francisco, which are clearly and prominently visible, were to be considered part of the Golden Gate Bridge target. The RV response to the Golden Gate Bridge target could be equally troublesome, because responses of this sort were typically 15 pages of dream-like free associations. A reasonable description of the bridge might be contained in the response—it might be obfuscated, however, by a large amount of unrelated material. How was an analyst to approach this problem of response definition?

(U) The first attempt at quantitatively defining an RV response involved reducing the raw transcript to a series of declarative statements called concepts.² Initially, it was

* (U) References are listed in order of appearance at the end of this report.

(U)

determined that a coherent concept should not be reduced to its component parts. For example, a *small red VW car* would be considered a single concept rather than four separate concepts, *small*, *red*, *VW*, and *car*. Once a transcript had been "conceptualized," the list of concepts constituted, by definition, the RV response. The analyst rated the concept lists against the sites. Although this represented a major advance over previous methods, no attempt was made to define the target site.

During an FY 1982 program, a procedure was developed to define both the target and response material.³ It became evident that before a site can be quantified, the overall remote viewing goal must be clearly defined. If the goal is simply to demonstrate the existence of the RV phenomena, then anything that is perceived at the site is important. But if the goal is to gain information that is useful

then specific items at the site are important while others remain insignificant. For example, let us assume that an office is a hypothetical target and that a single computer in that office is of specific interest. Let us also assume, hypothetically, that a viewer gives an accurate description of the shape of the office, provides the serial number of the typewriter, and gives a complete description of the owner of the office. Although this kind of a response might provide excellent evidence for remote viewing, the target of interest (the computer) is completely missed--this response, therefore, is of no interest.

What is needed is a specific technique to allow assessments that are mission-oriented.

This report describes a computerized RV evaluation procedure that was initially developed in FY 1984⁴ and has been expanded and refined in FY 1986.* In its current evolution, it is an analysis that has been aimed primarily at simpler, research-oriented tasks using a known target pool. It is anticipated, however, that future refinements to existing procedures, in addition to the advances of proposed new technologies, will allow evaluation techniques to begin to address the more complex issue of
RV collection.

*(U) This report constitutes Objective A, Task 4, "Remote Viewing Evaluation Techniques."

C

Finally, work will be initiated to develop mission-specific descriptor lists for technical site applications.

C

[]

V CONCLUSIONS (U)

(U) The FY 1986 evaluation effort has resulted in (1) refinement and extension of current techniques, and (2) identification of candidate new technologies for preliminary research.

(U) The mathematical formalism for the current evaluation procedure--the figure of merit analysis--is well understood and stable. In addition to the system's ability to provide a reasonable assessment of remote viewing data, it has also provided a mechanism for systematic examination of inter-analyst reliability factors.

(U) The descriptor lists that currently form the basis for the figure of merit analysis have been evaluated on a *post hoc* basis. Preliminary observations indicate that lists designed for novice responses require greater *abstract* descriptor capability, whereas lists designed for advanced responses (i.e., higher-quality data) require greater *concrete* descriptor capability. It is anticipated that fuzzy set technology will assist in formalizing the interdependence between abstract and concrete descriptors, by providing a mathematical framework through which basis vector descriptors can be combined to form concrete descriptors.

(U) Research into new technologies for RV evaluation will begin in FY 1987. One of these approaches, the proposed "similarity" experiment, shows promise for identifying basis vector descriptors. A second approach, using rule-based expert systems, will explore a different dimension by endeavoring to capture RV analysts' expertise in codifying targets. Should this initial effort in artificial intelligence prove successful, it will be expanded to address the more difficult problem of response interpretation.

It is hoped that this multifaceted approach to the refinement of RV evaluation procedures will result in increased capabilities for addressing the more complex problems of mission-oriented RV.