

Above The Edinburgh  
Military Tattoo at  
Edinburgh Castle,  
Lothian




**Ektachrome**  
TRANSPARENCY



CPYRGHT


SG1A



*#023*  
12 Mar 91  
SLO  
None

SUMMARY OF INFORMATION

The slide has a lot of blue (half blue). Water may be present. There is no motion portrayed (static). It is very open and simple. A vertical line is on the upper half. Holes are stacked on top of each other possibly from many cylinders. Something is arch shaped (see sketches).



## SPECIAL PROFICIENCY TARGET (SPT)

- SPT-1 ; 21 FEB 1991
- TASK: DESCRIBE KEY FEATURES OF TARGET
- TARGET IS DESIGNATED AS "SPT-1"
- PROVIDE:
  - SKETCHES OF MAIN IMPRESSIONS
  - LIST IN ORDER OF PERCEIVED RELEVANCE OR IMPORTANCE, TO INCLUDE LARGE AS WELL AS SMALL FEATURES OR TARGET ASPECTS.
- REMEMBER:
  - TARGET CAN BE ANYTHING
  - HAVE FUN, ENJOY.

**SG1J**

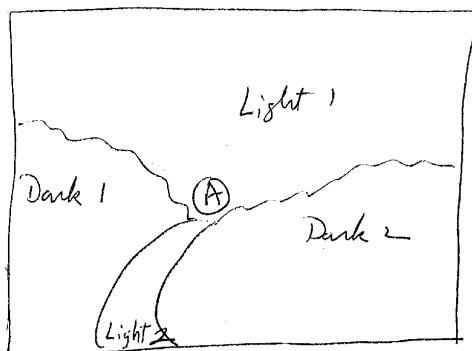
**Approved For Release 2000/08/08 : CIA-RDP96-00789R003300510001-9**

**Approved For Release 2000/08/08 : CIA-RDP96-00789R003300510001-9**

## Summary

ID 370  
 Target SPT-1  
 Date 2/21/91

Target appeared to be divided into four sections:



Light 2 appeared to be a flat surface that curved up and to the right. Its color appeared to be grayish with a slight bumpy texture. I had the impression that it was slick, wet and cold.

Light 1 appeared to be lighter in color than light 2 but still gray in color. It appeared to be flat with a lighter shade of gray to the right, (almost black)


Dark 1 appeared to be dark in color, solid but not solid like an object of consistent density.

Dark 2 appeared to have more of a curved shape than dark 1 - like it was smaller and curved up and to the right. It felt more massive or dense than dark 1. I felt that it was mottled - different shades of gray and black.

My impression of the target was a road or path or stream with dense trees to the left and a rocky surface to the right. It seems to have a chill associated with it and gave the impression of a scene

Added impressions

I felt that if I followed the path to point A it would chop down and to the right to a valley surrounded by mountains. The predominant color I sensed was orange, I had a feeling of expansiveness and grandeur as I looked at the scene.



2/21/91  
1451  
Ft. Meade  
018

PI - Headache  
Sore shoulder


AV - House on country  
road surrounded by  
trees with a chimney

SPT-1

Dark  
Curved  
Irregular  
Dark part / light part  
(lower) (upper)  
Contrast

SPT-1

Dark  
Light  
Contrast  
Bushy  
Irregular  
Curved





(2)

light #2

curved  
bumpy  
smooth - same plane - no rise or fall  
gray

dark #1

solid  
black  
not as heavy as dark #2

AOL

Trees  
Bushes

dark #2

curved to right  
mound  
hump  
dark  
black  
heavy

AOL

rock

not as tall, high as dark #1  
spotted - not all the same  
shade of dark -  
mottled - get feeling  
that it's shades of  
gray and black

3

light #1

flat  
same shade - same color  
lighter to the right  
gray

AOL  
sky

SPT-1 L2

level  
bumpy

SPT-1 L2

flat  
downward slope (slight)  
smooth  
gray  
curved  
taste - cold, like licking a rock

AOL  
road, path

slick  
wet

AI break  
chill down  
my back

cold  
cold again  
If I followed it I would be  
going up and to the right

gray / dark

If I followed it around the bend it drops down and to the right to a "valley surrounded by mountains" - ~~the~~ sort of bright - lots of colors (basically orange)

Expansive

Feeling of grandeur

I'm going to laugh if this is an outhouse

Past point (A) I get a sense of a rise to the right and a level expanse to the left

Feeling light # 2 I don't get water (but I want to)

(AOL)

Path through a forest going up to a rise leading into a valley

Session end 1526