

Run 1

NE +
SE 0/0/-
SW 0/-
NW -

Run 2

NW -
NE 0/-
SE -
SW 0/-

Doc in D.C. Area?
0/+

~~NW~~ — — — —
SW — — — —
SE — — — —
~~NE~~ — — — —

NW — — — —
~~SW~~ — — — —
SE — — — —

NW — — — —
SE — — — —


NW — — — —
SE — — — —

NW — — — —
SE — — — —


Pres level

USE Anal vs Map Sheets

NE
SE
SW
NW




NE
SE
SW
NW



NE
SE
SW
NW




NE
NW
SE
SW



NE
NW
SE
SW




NE
NW
SE
SW




PRESENT LOCATED BY DOG 27 JAN 1105

NE
NW
SE
SW




NE
NW
SE
SW



NE
NW
SE
SW



NE
NW
SE
SW



Page 100

76 - - - - -

17 - - - - -

18 - - - - -

22 - - - - -

23 - - - - -

24 - - - - -

22 - - - - -

23 - - - - -

24 - - - - -

22 - - - - -

23 - - - - -

24 - - - - -

22 - - - - -

23 - - - - -

24 - - - - -

22 - - - - -

23 - - - - -

~~22~~ _____
23 _____
24 _____

23 _____
24 _____

23 _____
24 _____

23 _____
24 _____

23 _____
24 _____

23 _____
24 _____

23 _____
24 _____

23 _____
24 _____

23 _____
24 _____

23 _____
24 _____

23 - - - -

24 - - - -

23 - - - -

24 - - - -

23 - - - -

24 - - - -

23 - - - -

24 - - - -

23 - - - -

24 - - - -

23 - - - -

24 - - - -

MAR 23

TOP HALF - - - -

BOTTOM HALF - - - -

TOP - - - -

BOTTOM

TOP

BOTTOM

TOP

BOTTOM

TOP

BOTTOM

TOP

BOTTOM

~~SWITZERLAND FLD CTR~~

YES

NO
