

SESSION INFORMATION

A. TARGET DATA:

Task/Target No. : 93-167-P  
Session No. : 01

B. PERSONNEL DATA:

Source No. : 049  
Monitor's No. : NA  
Beacon/Sender No. : MS

C. SESSION DATA:

Date Task Received : 22 FEB 93  
Session Date : 24 FEB 93  
Start Time : 0950  
Stop Time : 1013  
Method Used : CRV  
Aids/Distractions (PIs) : Universal questions; too warm.  
Pre-session Hunches (AVs) : AV of Sydney Opera House  
Date Summary Returned : 24 FEB 93

D. EVALUATION DATA:

Viewer's Estimate :  
Evaluator's Estimate :

E. SESSION SUMMARY:

The target consists of a central object which looms over the surrounding site area. It is metal construction/object either over or near water. There is a sense of great height and the structure is more open than solid. There is a long, large pipe which feels vertical (see diagram page iv).


The structure feels partially submerged in water. Attributes of the target include (in clusters): sparks, metal girders, height, angles, sharpness (as in metallic or pointed sharp), an electric smell, dirty, dangerous and wet.

A second cluster of attributes consisted of: activity, construction, manufacturing, processing, shaping and attaching.


Lots of exposed metal is present. It is cold, desolate and "painful working conditions". There is a movement of large metal objects. There are stacks/groupings of similar objects (see diagrams page ii).

An individual appears to be perched or suspended near the top of the structure. A group of people nearby are having a good time; almost festive. It is reminiscent of a party or banquet.

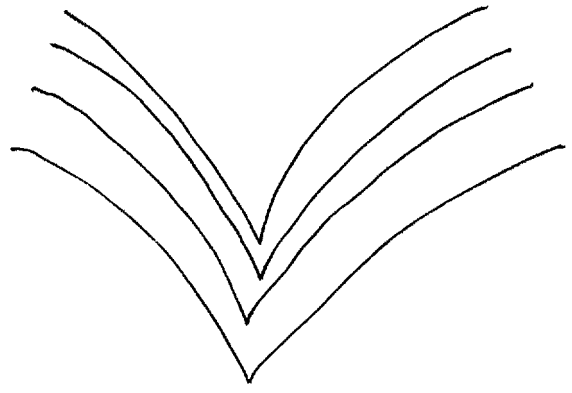
AW sketch



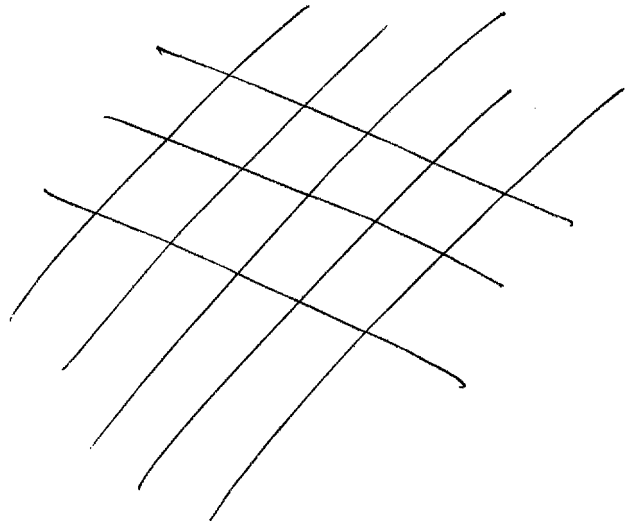
Pre S1 sketch



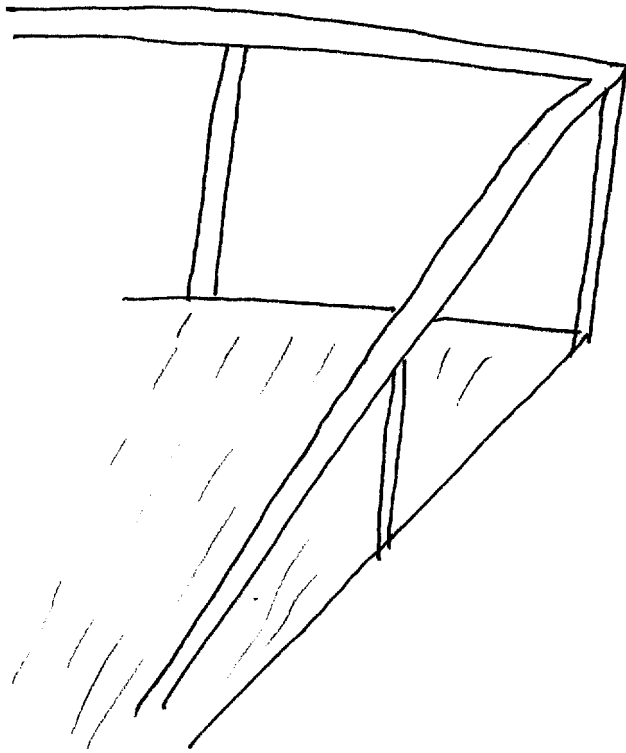
S1 sketch




U/I diagram



(c)

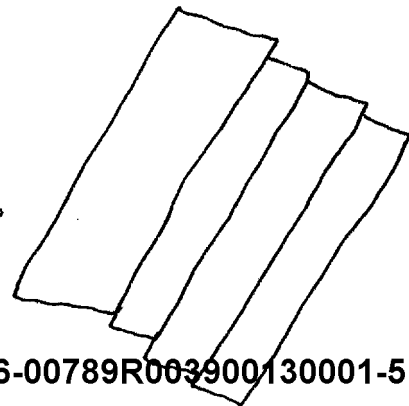



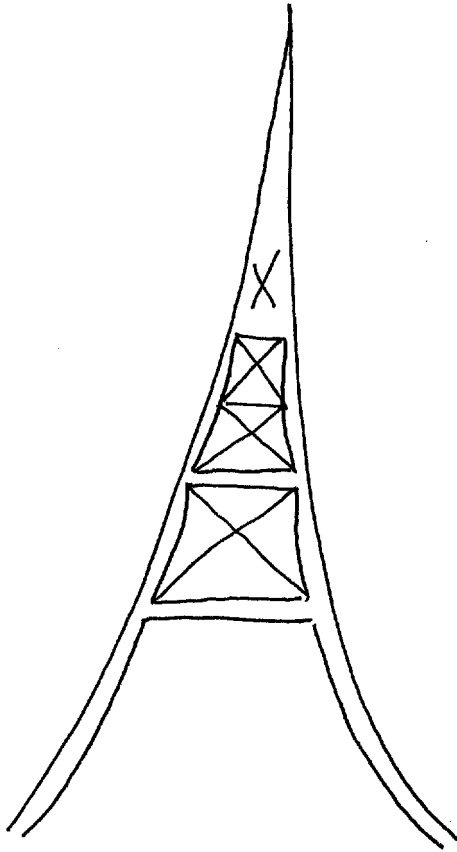
← concept of supported  
walkway or  
viewing location



Stacks of similar objects  
etc...

Heavy, solid;  
consistent in  
makeup

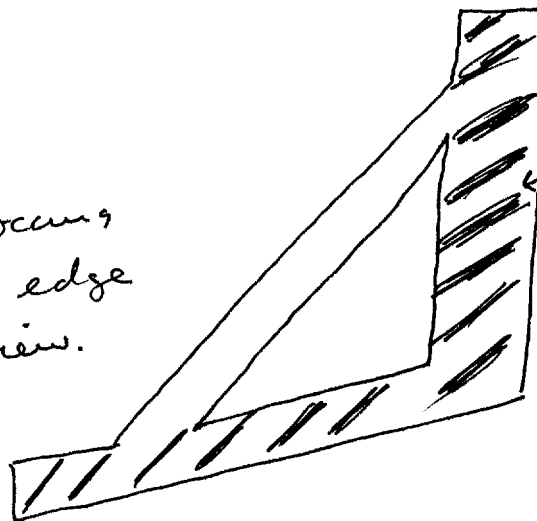




Central, looming, object  
w/i target area



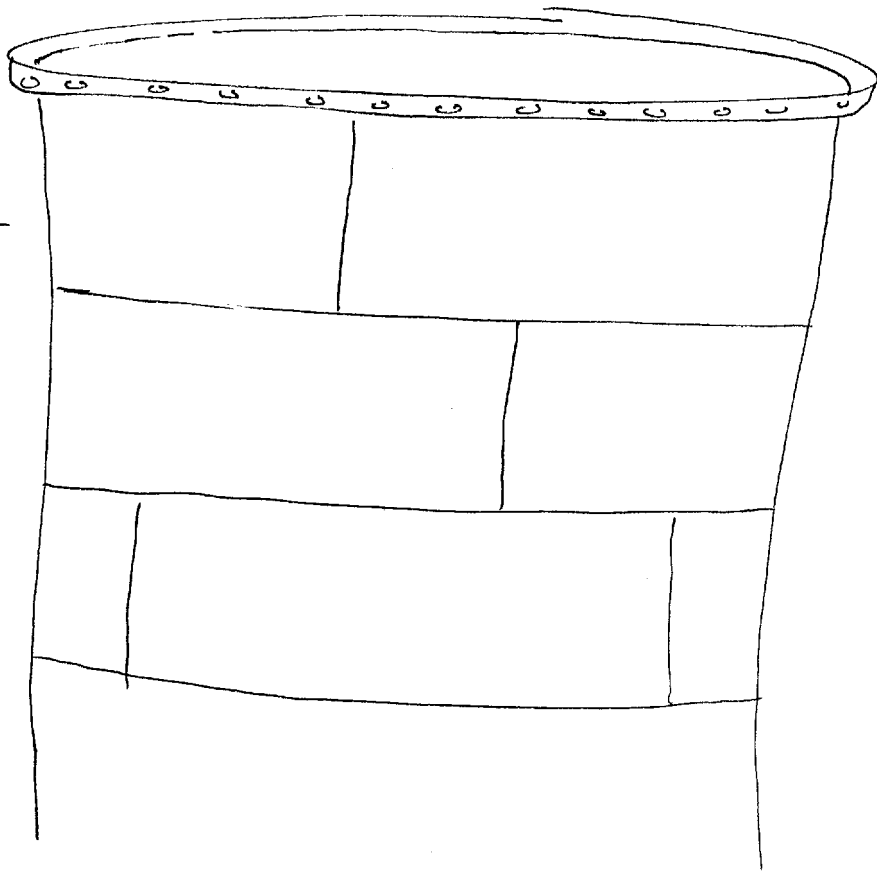
Object occurs  
along one edge  
of target view.



yellow w/  
black stripes

(cc)

Maybe a way  
to ~~use~~  
or walkway  
around the  
circumference  
in this area



15


93-167-1)

a. Concept General

1. Brown yellow
2. Rectangles curves going upward  
towers
3. Concrete Roman
4. Protection/Isolation.

b. Analytic Specific

1. Rectangular Towers/Circular tower
2. Castle
3. Brick construction
4. Uneven Heights



*testifies to the reconquest that ended Islamic rule in 1492.*

*Ages mix in Almansa. Fairgoers soar near a Moorish castle; a cross*

TASKING SHEET

SOURCE NO: ~~049~~

DATE: 22 FEB 93

SUSPENSE: 23 FEB 93

1200 hr

1. PROJECT NUMBER: 93-167-P

2. METHOD/TECHNIQUE: Method of Choice.

3. BACKGROUND: \_\_\_\_\_

-----This project marks the start of a new proficiency series that is based primarily on a target of "structures/configurations."

-- These configurations can be anything. However, buildings/structures will be dominant.

-- Targets will emphasize key elements that are unique or distinct. They will be composed of specific shapes, contours, configurations. Some targets may have multiple similar shapes/features.

-- Targets may be commercial, governmental, military, or other, either historic or contemporary.

-----Some targets will have a beacon person; others will not.

-----There will be 10 targets in this series. They will be randomly selected from the target pool.

4. ESSENTIAL ELEMENTS OF INFORMATION: \_\_\_\_\_

-----Describe/sketch the key features/shapes/contours of the target.

-----Describe/sketch spatial relationships or relative sizes of the target features.

-----Determine other features (colors, background), if dominant.

-----Determine the purpose of the target structures.

COMMENTS:

----- This target has/does not have a beacon person. (MS)

-----Optional Coordinates: 512643/178960