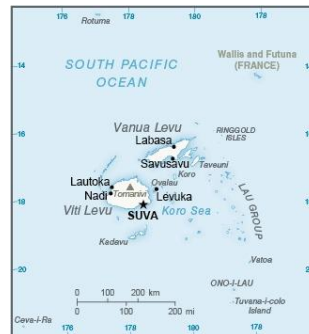

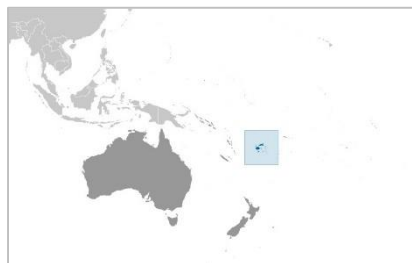




# FIJI



## INTRODUCTION

Fiji became independent in 1970 after nearly a century as a British colony. Coups and a 1990 constitution that cemented native Melanesian control of Fiji led to heavy Indian emigration. The population loss resulted in economic difficulties, but ensured that Melanesians became the majority. A new constitution enacted in 1997 was more equitable.

## GOVERNMENT

### Chief of State

President Ratu Wiliame KATONIVERE

### Head of Government

Prime Minister Voreqe "Frank" BAINIMARAMA

### Government Type

parliamentary republic

### Capital

Suva

### Legislature

unicameral Parliament (55 seats)

### Ambassador to US

Charge d'Affaires Aporosa BABAKOBAU

### US Ambassador

Ambassador Marie DAMOUR

## GEOGRAPHY

### Area

Total: 18,274 sq km

Land: 18,274 sq km

Water: 0 sq km

### Climate

tropical marine; only slight seasonal temperature variation

### Natural Resources

timber, fish, gold, copper, offshore oil potential, hydropower

## ECONOMY

### Economic Overview

upper-middle income, tourism-based Pacific island economy; susceptible to ocean rises; key energy and infrastructure investments; post-pandemic tourism resurgence; improved debt standing; limited workforce

**GDP (Purchasing Power Parity)** \$9.578 billion (2021 est.)

**GDP per capita (Purchasing Power Parity)** \$10,400 (2021 est.)

**Industries** - tourism, sugar processing, clothing, copra, gold, silver, lumber

**Agricultural products** - sugar cane, cassava, taro, poultry, vegetables, coconuts, eggs, milk, ginger, sweet potatoes

**Exports** \$1.171 billion (2021 est.)

water, fuel wood, gold, sugar, refined petroleum, fish (2021)

**partners:** US 34%, Australia 14%, China 7%, New Zealand 7%, Tonga 4% (2021)

**Imports** \$2.344 billion (2021 est.)

refined petroleum, aircraft, cars, dentistry devices, broadcasting equipment (2021)

**partners:** New Zealand 18%, China 16%, Singapore 14%, Australia 13%, US 9% (2021)

## PEOPLE & SOCIETY

### Population

947,760 (2023 est.)

### Population Growth

0.42% (2023 est.)

### Ethnicity

iTaukei 56.8% (predominantly Melanesian with a Polynesian admixture), Indo-Fijian 37.5%, Rotuman 1.2%, other 4.5% (European, part European, other Pacific Islanders, Chinese) (2007 est.)

### Language

English (official), iTaukei (official), Fiji Hindi (official)

### Religion

Protestant 45%, Hindu 27.9%, other Christian 10.4%, Roman Catholic 9.1%, Muslim 6.3%, Sikh 0.3%, other 0.3%, none 0.8% (2007 est.)

### Urbanization

urban population: 58.7% of total population (2023)

rate of urbanization: 1.37% annual rate of change (2020-25 est.)