

# Middle East and North Africa

## RELIGIOUS AFFILIATION BY COUNTRY

Data in graphic compiled in June 2014; updated September 2015.

Most Self-Identified Religion  
PERCENT

■ Muslim ■ Jewish // ■ No reliable data

### Confidence Level

**High:** Variety of data sources, including data from the country's national statistical agency and/or research consultancies; date of information is known and relatively recent.

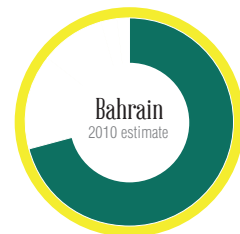
**Medium:** Limited data sources; date of information is known but sometimes old.

**Low:** Few data sources; date of information sometimes is unspecified.

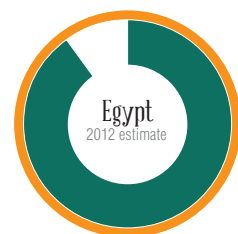
**None:** Data is unreliable.



**Muslim, 99.0**  
Other, 1.0



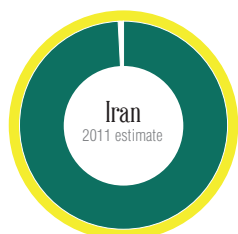
**Muslim, 70.3**  
Christian, 14.5  
Hindu, 9.8  
Buddhist, 2.5  
Unaffiliated, 1.9  
Jewish, 0.6  
Other, 0.2  
Folk, 0.1



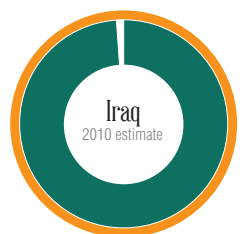
**Muslim, 90.0**  
Christian, 10.0



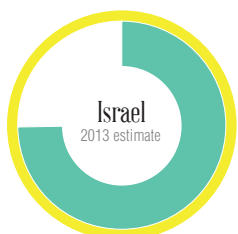
**Muslim, 99.0**  
Christian, 0.5  
Other, 0.5



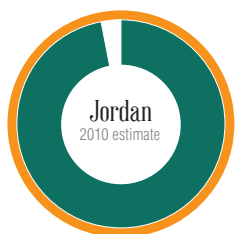
**Muslim, 99.4**  
Unspecified, 0.3  
Other, 0.3



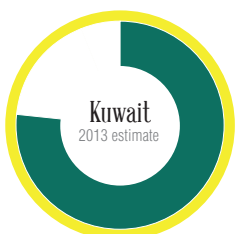
**Muslim, 99.0**  
Christian, 0.8  
Unaffiliated, 0.1  
Other, 0.1



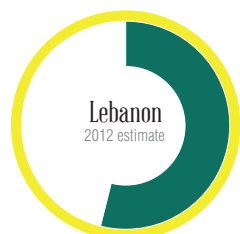
**Jewish, 75.0**  
Muslim, 17.5  
Other, 3.9  
Christian, 2.0  
Druze, 1.6



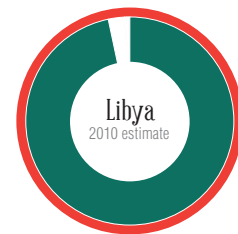
**Muslim, 97.2**  
Christian, 2.2  
Buddhist, 0.4  
Hindu, 0.1  
Other, 0.1



**Muslim, 76.7**  
Christian, 17.3  
Other, 5.9



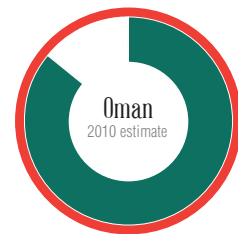
**Muslim, 54.0**  
Christian, 40.5  
Druze, 5.6  
Other, 0.1



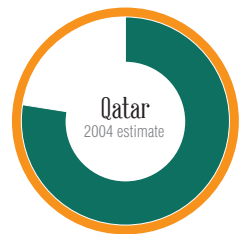
**Muslim, 96.6**  
Christian, 2.7  
Buddhist, 0.3  
Unaffiliated, 0.2



**Muslim, 99.0**  
Other, 1.0




**Muslim, 85.9**  
Christian, 6.5  
Hindu, 5.5  
Other, 1.0  
Buddhist, 0.8  
Unaffiliated, 0.2



**Muslim, 77.5**  
Other, 14.0  
Christian, 8.5



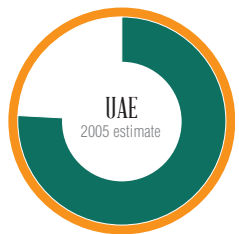
Overwhelmingly Muslim,  
small Christian  
population



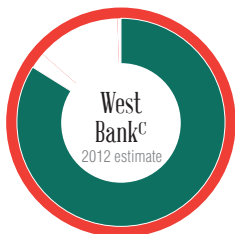
**Muslim, 87.0**  
Christian, 10.0  
Druze, 3.0



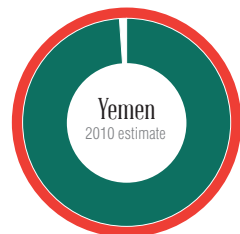
**Muslim, 99.0**  
Other, 1.0



**Muslim, 76.0**  
Other, 15.0  
Christian, 9.0



**Muslim, 84.0**  
Jewish, 13.0  
Christian, 2.5  
Other, 0.5



**Muslim, 99.1**  
Hindu, 0.6  
Christian, 0.2  
Unaffiliated, 0.1

<sup>a</sup> The dismantlement of Israeli settlements was completed in September 2005; Gaza has had no Jewish population since then.

<sup>b</sup> Officially, all Saudi Arabian citizens are considered Muslim. Conversion of a Muslim to another religion is considered apostasy and punishable by death. As of 2013, more than 30 percent of the population consists of immigrants, a significant share of them being Christian. Foreign workers are not allowed to practice Christianity openly but may register to attend church meetings at embassies or on the grounds of Aramco communities.

<sup>c</sup> The data does not include East Jerusalem.

Note: Percentages may not total 100 due to rounding.